



# CHAMPAIGN-URBANA MASS TRANSIT DISTRICT BOARD MEETING

## AGENDA

Wednesday, October 26, 2016 – 3:00 p.m.

---

South Banquet Rm, 4<sup>th</sup> Floor, Illinois Terminal  
45 East University Avenue, Champaign

### Board of Trustees:

Linda Bauer – Chair

Bradley Diel – Vice-Chair

Margaret Chaplan

Matthew Cho

Bruce Hannon

Jermaine Raymer

Donald Uchtmann

### Advisory Board:

Lowia Mwilambwe/Brian Farber

Evan Bujak

	<u>Pages</u>
1. Call to Order	
2. Roll Call	
3. Approval of Agenda	
4. Audience Participation	
5. Approval of Minutes	
A. Board Meeting – September 28, 2016 – Open Session	1-3
B. Board Meeting – September 28, 2016 – Closed Session	To be Distributed at Mtg
6. Communications	
7. Reports	
A. Managing Director	
1) Operating Notes	4-7
2) Ridership Data	8-10
3) Route Performance	11-13
4) District Operating Revenue/Expenses	14
5) Illinois Terminal Operating Revenue/Expenses	15
6) Statistical Summary	16
7) Budget Analysis	17-26
8) Accounts Payable/Check Disbursements	27-35
9) C-CARTS Quarterly Report	36
10) Morgan Stanley Statement	37-43
B. Board Committees	
1) Administration	
2) Facilities	
3) Service Delivery	



## CHAMPAIGN-URBANA MASS TRANSIT DISTRICT BOARD MEETING

### AGENDA

Wednesday, October 26, 2016 – 3:00 p.m.

---

Page 2

	<u>Pages</u>
8. Action Items	
A. Resolution Determining Amount of Money Necessary to be Raised by the Tax Levy	44-46
B. Urbana School District #116 Transportation Agreement 2016-17	47-49
C. CUMTD Board of Trustees Meeting Time	
9. Closed Session pursuant to 5 ILCS 120/2 (c) 5 to Consider Purchase or Lease of Real Property for Use by Champaign-Urbana Mass Transit District	
10. Discussion of Midtown Champaign Properties	
11. Next Meeting	
A. Public Hearing for Tax Levy, date/time TBD	
B. Regular Board of Trustees Meeting December 7, 2016 - 3:00 p.m. at Illinois Terminal	
12. Adjournment	

*Champaign-Urbana Mass Transit District strives to provide an environment welcoming to all persons regardless of disability, race, gender, or religion. Please call Beth Brunk at 217-384-8188 to request special accommodations **at least 2 business days in advance.***



Champaign-Urbana Mass Transit District Board of Trustees Meeting

MINUTES – SUBJECT TO REVIEW AND APPROVAL

DATE: Wednesday, September 28, 2016
TIME: 3:00 p.m.
PLACE: Illinois Terminal, 4th Floor
45 E University Avenue, Champaign, IL

Trustees:

Table with 2 columns: Present, Absent. Lists names of trustees under the Present column.

Advisory Board:

Table with 2 columns: Present, Absent. Lists names of advisory board members under the Present column.

MTD Staff: Karl Gnadt (Managing Director), Bryan Smith (Chief Operating Officer), Evan Alvarez (Planner), Jane Sullivan (Grant Manager/Sustainability Planner), Stu Smith (Illinois Terminal Manager), Jennifer Bannon (Counsel), Beth Brunk (Recording Secretary)

Others Present:

MINUTES

1. Call to Order

Chair Bauer called the meeting to order at 3:00 p.m.

2. Roll Call

A verbal roll call was taken, and a quorum was declared present.

3. Approval of Agenda

MOTION by Mr. Raymer to approve the agenda as distributed; seconded by Ms. Chaplan. Upon vote, the MOTION CARRIED unanimously.

4. Audience Participation

Jim Faron

Mr. Faron inquired about CUMTD's safety & training procedures.

5. Approval of Minutes

A. Board Meeting – August 31, 2016

1 **MOTION** by Mr. Uchtmann to approve the minutes of the August 31, 2016 CUMTD Board meeting as  
2 distributed; seconded by Mr. Diel. Upon vote, the **MOTION CARRIED** unanimously.  
3

#### 4 **6. Communications**

5 The District received thank you notes for adjusting service to accommodate early dismissal of Central  
6 High School students due to the heat in the building.  
7

#### 8 **7. Reports**

9 A. Managing Director  
10 August ridership was 7.44% above August 2015. Monthly operating revenue was down 7.50% due to an  
11 accrual adjustment to the University contract. Year-to-date operating revenue is \$78,753 above budget  
12 while operating expenses are \$904,400 under budget. On November 8<sup>th</sup> – Election Day – CUMTD will  
13 provide free rides to encourage people to vote. In an improvement to safety and efficiency, operators  
14 will no longer have to manually change the destination sign – it will be done through the CAD/AVL  
15 system and the GPS position of the bus.  
16

##### 17 Board Committees

- 18 1) **Administration** – Mr. Uchtmann and Mr. Hannon are compiling salary information from peer  
19 transit institutions in preparation for Mr. Gnad's contract negotiations next year.
- 20
- 21 2) **Facilities** – Mr. Cho and Mr. Diel toured the 803 Expansion Project. It should be functional  
22 before winter. On October 11<sup>th</sup>, CUMTD will host a media event to highlight the launch of  
23 the new 2016 buses. The new hybrid system uses a part manufactured locally by Clifford-  
24 Jacobs Forging.
- 25
- 26 3) **Service Delivery** – No report.  
27

#### 28 **8. Action Items**

29 A. Authorize Execution of Downstate Operating Assistance Grant Agreement  
30 The annual Downstate Operating Assistance Grant Agreement has significantly changed from last year  
31 due to the new Grant Accountability and Transparency Act (GATA). This grant funding is the District's  
32 major source of revenue.  
33

34 **MOTION** by Mr. Uchtmann to approve Resolution No. 2016-5 authorizing the execution and amendment  
35 of the Downstate Operating Assistance Grant Agreement; seconded by Mr. Raymer. Upon vote, the  
36 **MOTION CARRIED** unanimously.  
37

##### 38 B. Disability Resources and Educational Services (DRES) Maintenance Contract

39 DRES is a division within the University of Illinois that provides an important service to the University's  
40 disabled community. As a part of the larger UIUC contract, the University pays rent to park DRES  
41 vehicles in the District's garage. In addition, the University has requested that CUMTD's maintenance  
42 staff fuel, wash and maintain the DRES vehicles. Since this is an eligible transportation expense, the  
43 state is able to reimburse 65% of the cost. The University pays 35% of the fully allocated cost and gets  
44 the benefit of CUMTD's specially trained transit mechanics.  
45

46 **MOTION** by Mr. Diel to approve the Intergovernmental Agreement between CUMTD and the University  
47 of Illinois at Urbana-Champaign for the maintenance of Disability Resources and Educational Services  
48 (DRES) vehicles; seconded by Ms. Chaplan. Upon vote, the **MOTION CARRIED** unanimously.  
49

#### 50 **9. Closed Session pursuant to 5 ILCS 120/2 (c) 11 to Consider Litigation which is pending against, affecting 51 or on behalf of Champaign-Urbana Mass Transit District**

#### 52 **10. Closed Session pursuant to 5 ILCS 120/2 (c) 5 to Consider Purchase or Lease of Real Property for Use by 53 Champaign-Urbana Mass Transit District** 54

1  
2  
3  
4  
5  
6  
7  
8  
9  
10  
11  
12  
13  
14  
15  
16  
17  
18  
19  
20  
21  
22  
23  
24  
25  
26  
27  
28  
29  
30  
31  
32  
33  
34  
35  
36  
37  
38

**MOTION** by Mr. Diel to enter into closed session pursuant to 5 ILCS 120/2 (c) 11 to consider litigation which is pending against, affecting or on behalf of Champaign-Urbana Mass Transit District **and** pursuant to 5 ILCS 120/2 (c) 5 to consider purchase or lease of real property for use by Champaign-Urbana Mass Transit District; seconded by Mr. Uchtmann.

Roll Call:

Aye (7) – Bauer, Chaplan, Cho, Diel, Hannon, Raymer, Uchtmann

Nay (0)

**MOTION CARRIED** unanimously.

The Champaign-Urbana Mass Transit District Board of Trustees entered into closed session at 3:28 p.m.

The Champaign-Urbana Mass Transit District Board of Trustees returned to open session at 4:28 p.m.

**11. Next Meeting**

- A. Regular Board of Trustees Meeting  
October 26, 2016 – 3:00 p.m. at Illinois Terminal

**12. Adjournment**

**MOTION** by Mr. Diel to adjourn the meeting; seconded by Ms. Chaplan. Upon vote, the **MOTION CARRIED** unanimously.

There being no further business, Ms. Bauer adjourned the meeting at 4:29 p.m.

Submitted by:

\_\_\_\_\_  
Recording Secretary

Approved:

\_\_\_\_\_  
Board of Trustees Chair



Champaign-Urbana Mass Transit District

**MTD MISSION** Leading the way to greater mobility

**MTD VISION** MTD goes beyond traditional boundaries to promote excellence in transportation.

### MTD MANAGING DIRECTOR OPERATING NOTES

October 2016

#### RIDERSHIP

##### Monthly Ridership

FY2016 FY2017

-4.42%

1,439,491

1,375,803



September

##### Year-to-Date Ridership

FY2016 FY2017

-2.82%

2,794,070

2,715,219



Year-to-Date

September ridership was 1,375,803 or 4.42% below September, 2015 (1,439,491). Year-to-date ridership was 2,715,219 or 2.82% below FY2016 (2,794,070).

#### OPERATING REVENUE

##### Monthly Operating Revenue

FY2016 FY2017

3.10%

\$849,837

\$876,551



September

##### Year-to-Date Operating Revenue

FY2016 FY2017

-0.80%

\$1,925,861

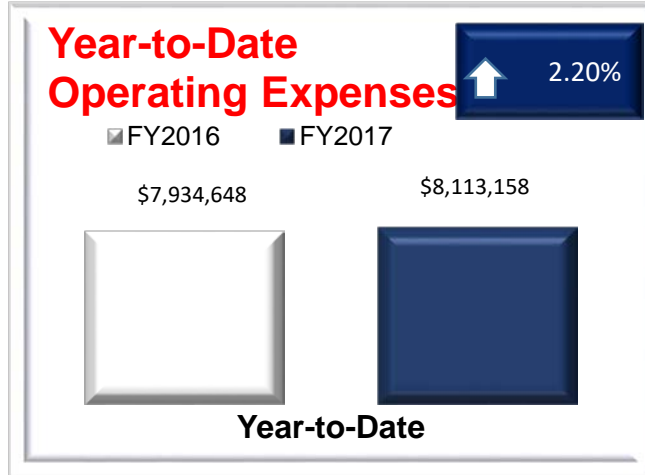
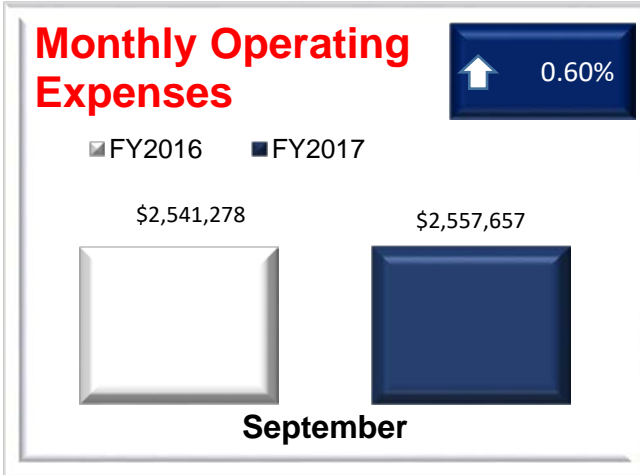
\$1,909,521



Year-to-Date

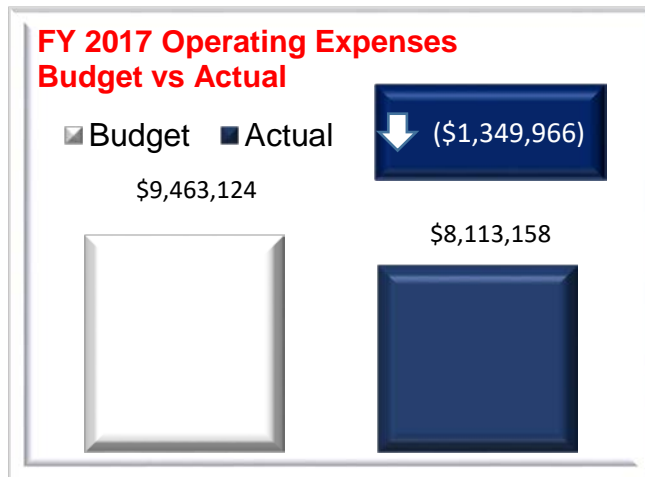
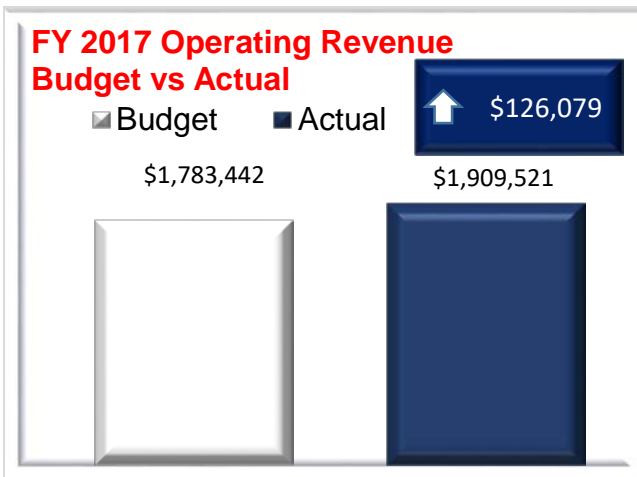
September, 2016 operating revenue was \$876,551 or 3.10% above September, 2015 (\$849,837). Year-to-date operating revenue was \$1,909,521 or 0.80% below FY2016 (\$1,925,861).

## OPERATING EXPENSES



September operating expenses were \$2,557,657 or 0.60% above September, 2015 (\$2,541,278). Year-to-date operating expenses were \$8,113,158 or 2.20% above FY2016 (\$7,934,648).

## YEAR-TO-DATE REVENUE & EXPENSES



Year-to-date operating revenues are \$126,079 above budget while operating expenses are \$1,349,966 under budget.

## MANAGING DIRECTOR'S NOTES

The District closed on the Hadley properties on October 10, 2016 and has taken possession of them.

On October 11, 2016 we held a Press Event unveiling the new fleet of 2016 Hybrid buses. These 12 buses utilize a Hybrid drive system manufactured by BAE, and a major component is forged right here in Champaign by Clifford-Jacobs Forging. Congressman Rodney Davis, State Representative Carol Ammons, and representatives from IDOT & Clifford-Jacobs were in attendance.

The District, in coordination with the Illinois Public Transportation Association and several other transit districts throughout the State, is formulating a multi-pronged strategy to confront the non-payment issue with the State.

Although the Downstate Public Transportation Act (30 ILCS 740) requires "an irrevocable and continuing appropriation" and instructs the Comptroller to make monthly transfers into the "Downstate Public Transportation Fund" - the Comptroller hasn't made a single payment to any transit system in the State this fiscal year. In fact, no transfers have been made into the fund since the January, 2016 order. The State currently owes MTD \$16,740,750. Many systems are beginning shut down procedures (and one, West Central MTD, has already stopped all operations). We are operating only on our operational revenue, tax revenue, and reserve funds and will have to switch to a line of credit in March or April if we don't receive any payments.

On Election Day, November 8, 2016 we will be going fare-free for the day to help remove barriers people might have to getting to the polls. The estimated cost to the District is \$1,500.

## BOARD PRIORITIES

### **Customer Service**

ISO 9001:2015 – Staff continues to work on merging our existing ISO 14001:2004 (Environmental Sustainability Management System) certification with the upcoming ISO 9001:2015 (Quality Management System) certification. That effort will also update the 14001:2004 to the 14001:2015 standard. We are attempting to negotiate a new certification cycle with the ISO auditors so that we're not having to go through the audits at the same time that we're launching new service. That discussion is ongoing.

### **Public Relations**

We are ready to pull the trigger on posting the Media Manager position, but are likely going to hold off at this point until after the holidays to maximize participation.

### **Ridership Study**

The project group from the U of I Computer Science class that has been assigned to our project has been selected. We have not met with them yet, but hope to shortly.

### **Development Efforts**

Illinois Terminal Expansion – BLDD Architects is continuing to develop preliminary programming needs, vision, and scope for the expansion of Illinois Terminal. It involves conversations with each of the key stakeholders and will result in a set of preliminary conceptual drawings and a budget estimate. Meetings with the key stakeholders are on-going.

Downtown Urbana Transit Facility – Discussions with City staff have ramped up and we have simultaneously applied for a TOD Technical Assistance grant through FTA.

### **Route Analysis**

We have word that the grant has been approved by IDOT and we are awaiting on the grant agreement. Much like with our DOAP Agreement, GATA is requiring that IDOT completely overhaul all of their Agreements and this is likely slowing the process down.



## ONGOING PROJECTS

Staff continues to work on a number of projects including:

- MCORE – Adjustments to the construction schedule have been made in an attempt to reduce the costs to the proposers. Bid openings are November 4, 2016.
- U of I Referendum – March, 2017
- Willard Airport Advisory Committee & Ground Transportation Subcommittee
- CDL Training Center (1207)

**Champaign-Urbana Mass Transit District**

Monthly Ridership

Fiscal-Year-to-Date Ridership

	<b>September 2016</b>	<b>Fiscal YTD</b>
Adult Rides	45,338	129,789
School Rides	51,785	77,093
DASH/Senior - E & D Rides	55,032	163,863
U of I Faculty/Staff Rides	46,935	106,130
Annual Pass Rides	87,639	252,636
U of I Student Rides	1,058,634	1,904,288
All Day Pass Rides	933	2,871
Transfers	15,136	45,599
Saferides Rides	3,874	4,964
<b>Total Unlinked Passenger Rides</b>	<b>1,365,306</b>	<b>2,687,233</b>
Half-Fare Cab Subsidy Rides	1,433	4,327
ADA Rides	9,064	23,659
<b>TOTAL</b>	<b>1,375,803</b>	<b>2,715,219</b>

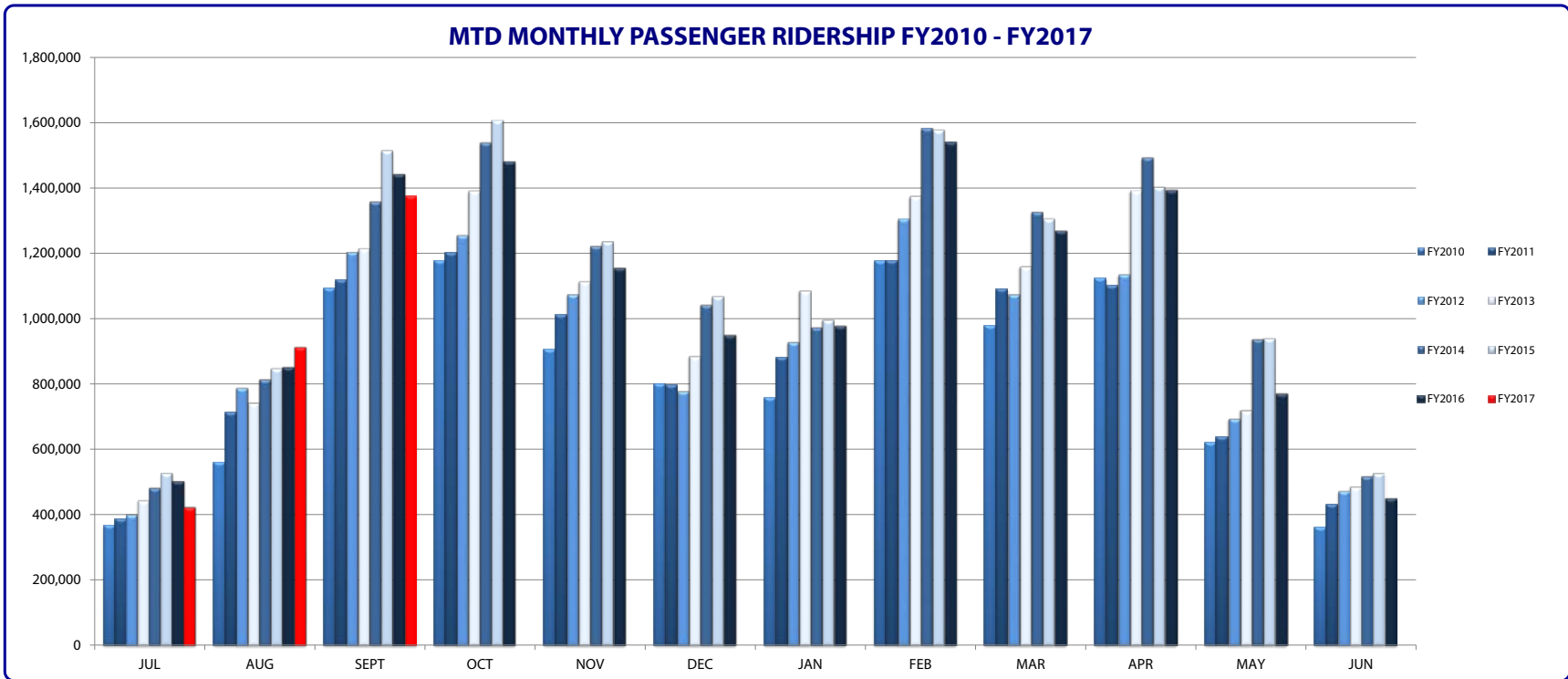
## Champaign-Urbana Mass Transit District

### Fiscal-Year-to-Date Ridership Comparison

	Sep-16	Sep-15	% Change	FY17 YTD	FY16 YTD	% Change
Adult Rides	45,338	45,797	-1.0%	129,789	149,346	-13.1%
School Rides	51,785	55,095	-6.0%	77,093	77,503	-0.5%
DASH/Senior - E & D Rides	55,032	57,080	-3.6%	163,863	161,690	1.3%
U of I Faculty/Staff Rides	46,935	48,409	-3.0%	106,130	95,381	11.3%
U of I Student Rides	1,058,634	1,101,848	-3.9%	252,636	279,061	-9.5%
Annual Pass	87,639	99,337	-11.8%	1,904,288	1,948,690	-2.3%
Transfers	15,136	16,499	-8.3%	2,871	2,863	0.3%
Saferides Rides	3,874	3,997	-3.1%	45,599	47,946	-4.9%
All Day Transfers	933	1,021	-8.6%	4,964	4,948	0.3%
<b>Total Unlinked Passenger Rides</b>	<b>1,365,306</b>	<b>1,429,083</b>	<b>-4.5%</b>	<b>2,687,233</b>	<b>2,767,428</b>	<b>-2.9%</b>
Half-Fare Cab Subsidy Rides	1,433	998	43.6%	4,327	2,918	48.3%
ADA Rides	9,064	9,410	-3.7%	23,659	23,724	-0.3%
<b>TOTAL</b>	<b>1,375,803</b>	<b>1,439,491</b>	<b>-4.4%</b>	<b>2,715,219</b>	<b>2,794,070</b>	<b>-2.8%</b>

	Sep-16	Sep-15
Weekdays	21	21
UI Weekdays	21	21
Saturdays	5	4
UI Saturdays	5	4
Sundays	4	4
UI Sundays	4	4
Champaign Schools Days	21	20
Urbana School Days	21	21
Holidays	1	1
Average Temperature	71	71
Total Precipitation	6.15	5.94
Average Gas Price	\$2.10	\$2.28

	FY2010	FY2011	FY2012	FY2013	FY2014	FY2015	FY2016	FY2017
JUL	365,289	387,210	401,883	447,178	487,363	529,018	503,481	426,920
AUG	559,380	714,304	787,817	745,337	817,249	848,165	851,098	914,406
SEPT	1,093,712	1,117,050	1,203,512	1,215,967	1,358,928	1,514,019	1,439,491	1,375,803
OCT	1,178,063	1,201,806	1,254,804	1,391,576	1,538,309	1,606,340	1,478,275	
NOV	905,337	1,011,472	1,073,953	1,115,234	1,223,026	1,236,071	1,153,897	
DEC	798,794	797,556	777,617	887,209	1,044,064	1,068,608	949,030	
JAN	757,365	881,575	927,630	1,086,962	975,863	996,469	977,223	
FEB	1,175,703	1,177,828	1,305,142	1,374,653	1,582,330	1,576,687	1,537,540	
MAR	979,460	1,089,206	1,073,789	1,160,228	1,327,336	1,305,425	1,266,676	
APR	1,123,869	1,101,360	1,134,560	1,392,237	1,492,613	1,402,475	1,391,286	
MAY	621,396	638,216	693,620	722,264	939,758	940,147	770,860	
JUN	361,625	431,537	473,304	489,327	522,493	528,360	451,663	



Route Performance Report

September 2016

Weekdays

	Passengers	Percent of Group Ridership *	Revenue Hours	Passengers Per Revenue Hour	Revenue Hour Performance Comparison +	Revenue Miles	Passengers Per Revenue Mile	Revenue Mile Performance Comparison +
<b>Daytime Campus Fixed Route</b>								
1 YELLOWhopper	78,356	13.41%	500.4	156.58	1.17	5,140.8	15.24	1.21
10 GOLDHopper	49,737	8.51%	459.9	108.15	0.81	5,913.6	8.41	0.67
12 Teal	89,784	15.37%	614.9	146.02	1.09	6,675.9	13.45	1.07
13 Silver	106,818	18.29%	697.8	153.07	1.14	8,095.5	13.19	1.05
21 Raven	6,609	1.13%	253.7	26.05	0.19	2,089.5	3.16	0.25
22 Illini	252,823	43.28%	1,822.4	138.73	1.03	18,438.0	13.71	1.09

**Daytime Community Fixed Route**

1 Yellow	65,952	14.67%	987.0	66.82	1.63	12,398.7	5.32	1.71
2 Red	41,027	9.12%	1,047.3	39.18	0.95	13,385.4	3.07	0.99
3 Lavender	23,471	5.22%	612.6	38.32	0.93	8,507.7	2.76	0.89
4 Blue	18,416	4.10%	571.2	32.24	0.79	7,644.0	2.41	0.77
5 Green	85,049	18.91%	1,642.2	51.79	1.26	22,371.5	3.80	1.22
5 GREENhopper	46,320	10.30%	705.2	65.69	1.60	9,166.3	5.05	1.63
6 Orange	18,925	4.21%	713.4	26.53	0.65	8,868.5	2.13	0.69
6 ORANGEhopper	8,233	1.83%	122.9	67.02	1.63	1,453.2	5.67	1.82
7 Grey	39,935	8.88%	1,042.7	38.30	0.93	14,538.9	2.75	0.88
8 Bronze	6,817	1.52%	314.2	21.70	0.53	4,393.4	1.55	0.50
9 Brown	42,375	9.42%	1,587.2	26.70	0.65	15,637.4	2.71	0.87
10 Gold	44,381	9.87%	874.9	50.73	1.24	12,744.7	3.48	1.12
11 Ruby	688	0.15%	112.4	6.12	0.15	2,127.3	0.32	0.10
14 Navy	3,096	0.69%	96.2	32.19	0.78	1,822.8	1.70	0.55
16 Pink	5,027	1.12%	526.1	9.56	0.23	9,573.9	0.53	0.17

\* The Percent of Group Ridership shows how the ridership for the route compares to the group

+ Performance Comparison shows each Route's Passengers Per Revenue Hour or Mile compared to the Route Group's average. Routes that are continually above 1.5 or below 0.5 may need to be examined as they are not performing within the Group Standards.

## Route Performance Report

September 2016

Weekdays

	Passengers	Percent of Group Ridership *	Revenue Hours	Passengers Per Revenue Hour	Revenue Hour Performance Comparison +	Revenue Miles	Passengers Per Revenue Mile	Revenue Mile Performance Comparison +
<b>Evening Campus Fixed Route</b>								
120 Teal	19,392	16.88%	289.8	66.92	0.88	3,288.6	5.90	0.81
130 Silver	12,860	11.19%	114.0	112.78	1.49	1,371.1	9.38	1.29
220 Illini	82,651	71.93%	1,115.3	74.11	0.98	11,138.3	7.42	1.02

**Evening Community Fixed Route**

50 Green	19,199	31.89%	449.0	42.76	1.27	6,089.1	3.15	1.32
50 GREENhopper	10,742	17.84%	212.7	50.50	1.51	2,809.8	3.82	1.60
70 Grey	8,002	13.29%	286.9	27.90	0.83	4,097.1	1.95	0.82
100 Yellow	20,065	33.33%	626.8	32.01	0.95	8,056.7	2.49	1.04
110 Ruby	792	1.32%	80.9	9.80	0.29	2,037.0	0.39	0.16
180 Lime	1,398	2.32%	138.2	10.12	0.30	2,080.3	0.67	0.28

\* The Percent of Group Ridership shows how the ridership for the route compares to the group

+ Performance Comparison shows each Route's Passengers Per Revenue Hour or Mile compared to the Route Group's average. Routes that are continually above 1.5 or below 0.5 may need to be examined as they are not performing within the Group Standards.

Route Performance Report

September 2016

Weekends

	Passengers	Percent of Group Ridership *	Revenue Hours	Passengers Per Revenue Hour	Revenue Hour Performance Comparison +	Revenue Miles	Passengers Per Revenue Mile	Revenue Mile Performance Comparison +
<b>Campus Fixed Route</b>								
120 Teal	18,386	25.25%	290.9	62.99	0.98	3,107.6	5.91	1.19
130 Silver	18,665	25.64%	251.0	74.07	1.15	2,707.6	6.89	1.39
220 Illini	35,757	49.11%	592.4	60.26	0.94	8,884.7	4.02	0.81

**Community Fixed Route**

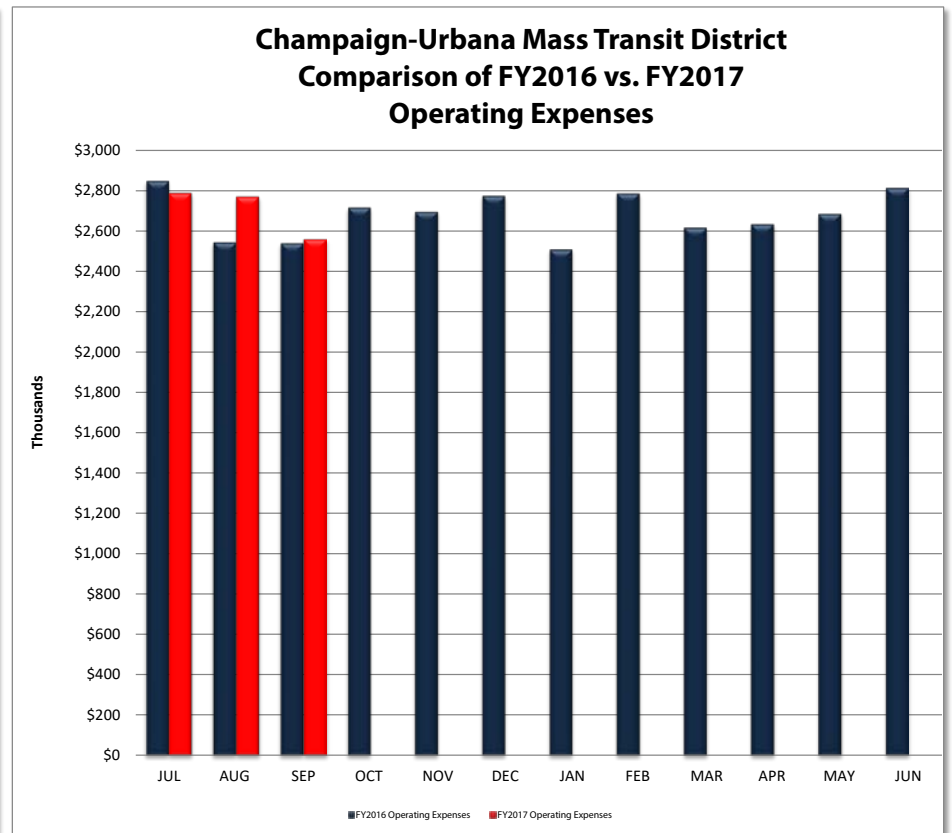
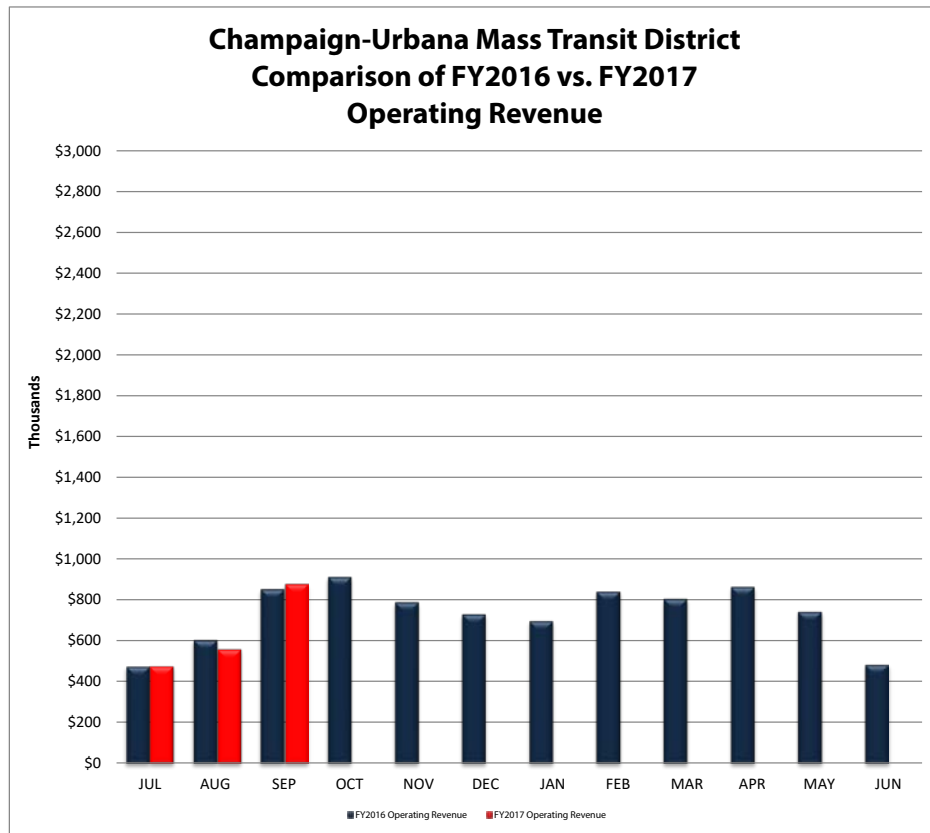
20 Red	3,975	5.23%	126.5	31.17	0.81	1,591.6	2.50	0.90
30 Lavender	3,206	4.22%	155.1	20.54	0.54	2,342.4	1.37	0.49
50 Green	23,276	30.61%	446.1	52.06	1.36	5,609.1	4.15	1.50
50 GREENhopper	2,133	2.81%	39.8	52.28	1.36	497.2	4.28	1.54
70 Grey	11,753	15.46%	379.2	30.91	0.81	5,084.2	2.31	0.83
100 Yellow	28,361	37.30%	572.2	49.48	1.29	7,226.0	3.92	1.42
110 Ruby	1,278	1.68%	96.4	13.12	0.34	2,442.0	0.52	0.19
180 Lime	2,058	2.71%	170.0	12.03	0.31	2,639.2	0.78	0.28

\* The Percent of Group Ridership shows how the ridership for the route compares to the group  
 + Performance Comparison shows each Route's Passengers Per Revenue Hour or Mile compared to the Route Group's average. Routes that are continually above 1.5 or below 0.5 may need to be examined as they are not performing within the Group Standards.

**Champaign-Urbana Mass Transit District**  
 Comparison of FY2017 vs FY2016 Revenue and Expenses

October 14, 2016

	JUL	AUG	SEP	OCT	NOV	DEC	JAN	FEB	MAR	APR	MAY	JUN
<b>FY2016 Operating Revenue</b>	\$473,049	\$602,976	\$849,837	\$909,756	\$786,356	\$726,972	\$695,137	\$837,781	\$802,687	\$861,051	\$739,249	\$482,258
<b>FY2017 Operating Revenue</b>	\$474,927	\$558,043	\$876,551									
<b>FY2016 Operating Expenses</b>	\$2,848,493	\$2,544,877	\$2,541,278	\$2,716,857	\$2,696,312	\$2,775,265	\$2,509,492	\$2,787,292	\$2,618,074	\$2,634,538	\$2,685,735	\$2,813,123
<b>FY2017 Operating Expenses</b>	\$2,787,063	\$2,768,438	\$2,557,657									
<b>FY2016 Operating Ratio</b>	16.61%	23.69%	33.44%	33.49%	29.16%	26.19%	27.70%	30.06%	30.66%	32.68%	27.53%	17.14%
<b>FY2017 Operating Ratio</b>	17.04%	20.16%	34.27%									





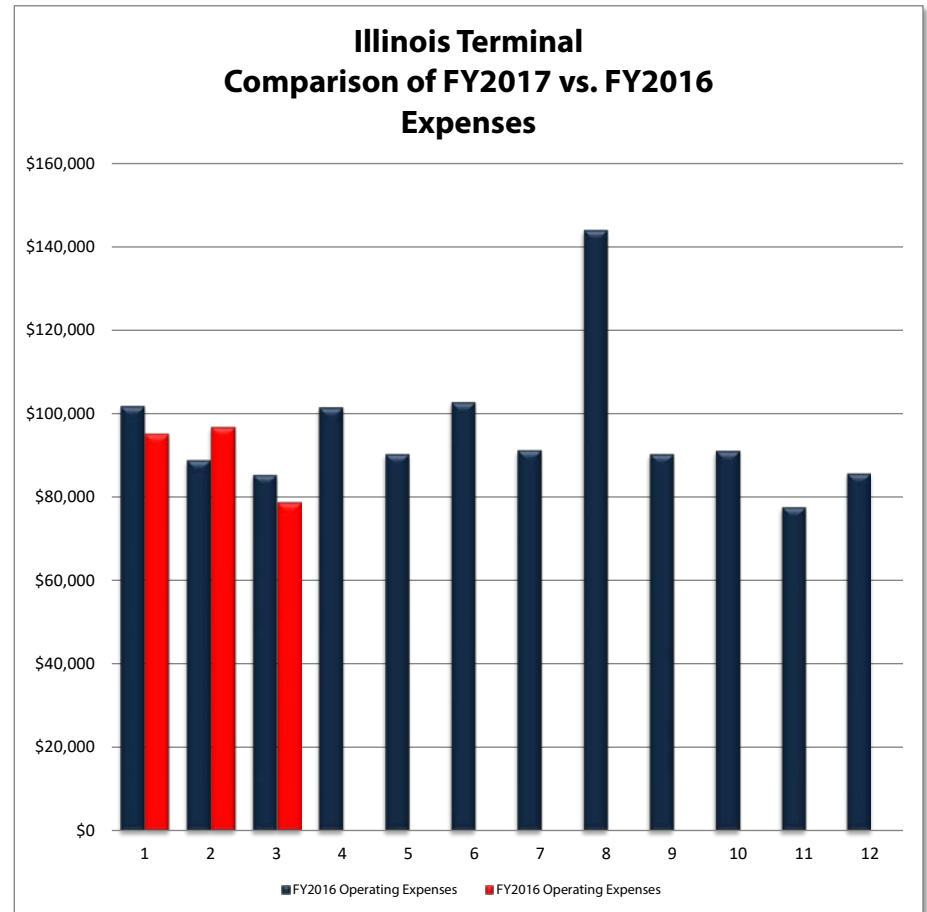
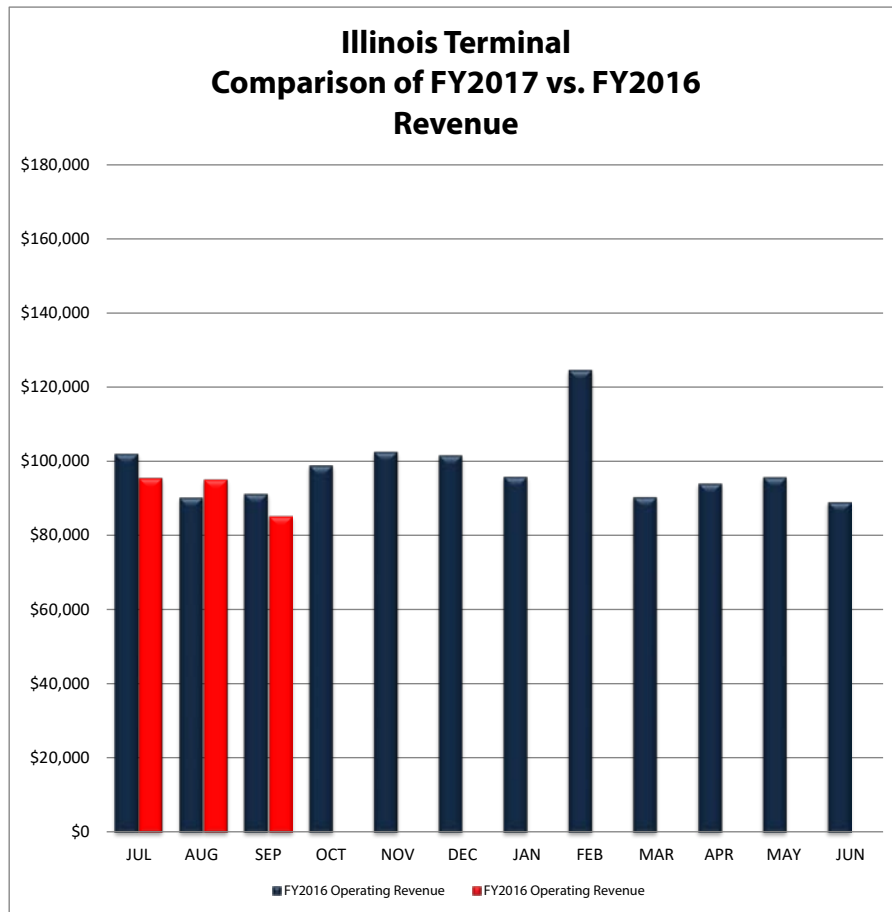
**Champaign-Urbana Mass Transit District**

Illinois Terminal

Comparison of FY2017 vs FY2016 Revenue and Expenses

October 19, 2016

	JUL	AUG	SEP	OCT	NOV	DEC	JAN	FEB	MAR	APR	MAY	JUN	<b>Last 12 Months</b>
<b>FY2016 Operating Revenue</b>	\$101,981	\$90,271	\$91,264	\$98,879	\$102,509	\$101,605	\$95,841	\$124,492	\$90,337	\$94,031	\$95,734	\$88,991	<b>Revenue</b>
<b>FY2017 Operating Revenue</b>	\$95,557	\$95,109	\$85,255										<b>\$1,168,341</b>
<b>FY2016 Operating Expenses</b>	\$101,756	\$88,858	\$85,356	\$101,479	\$90,306	\$102,741	\$91,247	\$144,088	\$90,305	\$91,002	\$77,556	\$85,641	<b>Expenses</b>
<b>FY2017 Operating Expenses</b>	\$95,173	\$96,774	\$78,703										<b>\$1,145,013</b>
<b>FY2016 Operating Ratio</b>	100.2%	101.6%	106.9%	97.4%	113.5%	98.9%	105.0%	86.4%	100.0%	103.3%	123.4%	103.9%	<b>Ratio</b>
<b>FY2017 Operating Ratio</b>	100.4%	98.3%	108.3%										<b>102.0%</b>



<b>HOURS</b>	Sept 2015	Sept 2016	% Change	FY2016 to Date	FY2017 to Date	% Change
Passenger Revenue	25,380.26	<b>24,221.59</b>	-4.6%	64,344.62	<b>63,797.42</b>	-0.9%
Vacation/Holiday/Earned Time	3,525.72	<b>3,175.27</b>	-9.9%	20,937.55	<b>21,909.92</b>	4.6%
Non-Revenue	5,827.27	<b>7,462.02</b>	28.1%	18,656.20	<b>21,589.99</b>	15.7%
<b>TOTAL</b>	34,733.25	<b>34,858.88</b>	<b>0.36%</b>	103,938.37	<b>107,297.33</b>	<b>3.23%</b>

<b>REVENUE/EXPENSES</b>	Sept 2015	Sept 2016	% Change	FY2016 to Date	FY2017 to Date	% Change
Operating Revenue	\$849,837.04	<b>\$876,550.61</b>	3.1%	\$1,925,861.24	<b>\$1,909,520.75</b>	-0.8%
Operating Expenses	\$2,541,277.76	<b>\$2,557,656.62</b>	0.6%	\$7,934,648.09	<b>\$8,113,158.29</b>	2.2%
Operating Ratio	33.44%	<b>34.27%</b>	2.5%	24.27%	<b>23.54%</b>	-3.0%
Passenger Revenue/Revenue Vehicle Hour	\$26.05	<b>\$29.04</b>	11.5%	\$23.50	<b>\$23.39</b>	-0.5%

<b>RIDERSHIP</b>	Sept 2015	Sept 2016	% Change	FY2016 to Date	FY2017 to Date	% Change
Revenue Passenger	1,412,584	<b>1,350,170</b>	-4.4%	2,717,482	<b>2,641,634</b>	-2.8%
Transfers	16,499	<b>15,136</b>	-8.3%	47,946	<b>45,599</b>	-4.9%
Total Unlinked	1,429,083	<b>1,365,306</b>	-4.5%	2,767,428	<b>2,687,233</b>	-2.9%
ADA Riders	9,410	<b>9,064</b>	-3.7%	23,724	<b>23,659</b>	-0.3%
Half Fare Cab	998	<b>1,433</b>	43.6%	2,918	<b>4,327</b>	48.3%
<b>TOTAL</b>	1,439,491	<b>1,375,803</b>	-4.42%	2,794,070	<b>2,715,219</b>	-2.82%

<b>PASSENGERS/REVENUE HOUR</b>	Sept 2015	Sept 2016	% Change	FY2016 to Date	FY2017 to Date	% Change
Unlinked Passengers/Revenue Vehicle Hour	56.31	<b>56.37</b>	0.1%	43.01	<b>42.12</b>	-2.1%

# Champaign Urbana Mass Transit District Budget Analysis Report

Fiscal Year: 2017		Period 3		Division: 00 Champaign Urbana Mass Transit District			As of: 10/12/2016	
September 2016	Budget This Period	September 2015	Act/Bgt Var %		2017 YTD	July Thru September Budget YTD	2016 YTD	Act/Bgt Var %
4000000000 **** R E V E N U E ****								
4000000099 ** TRANSPORTATION REVENUE								
4010000000 * PASSENGER FARES								
69,600.05	62,500.00	68,861.92	11.36%	4010100000 FULL ADULT FARES	200,637.43	187,500.00	198,456.56	7.01%
1,041.00	1,666.67	929.00	-37.54%	4010300000 STUDENT FARES	3,875.00	5,000.01	5,408.00	-22.50%
-45.00	0.00	0.00	-100.00%	4010700000 FARE REFUNDS	-81.00	0.00	0.00	-100.00%
14,787.67	21,666.67	18,251.00	-31.75%	4010800000 ANNUAL PASS REVENUE	48,894.01	65,000.01	53,441.00	-24.78%
6,750.98	8,333.33	7,248.00	-18.99%	4011000000 HALF FARE CAB	20,154.85	24,999.99	13,084.00	-19.38%
2,975.00	4,291.67	3,527.00	-30.68%	4011100000 ADA TICKETS & FARES	8,864.01	12,875.01	9,452.50	-31.15%
95,109.70	98,458.34	98,816.92	-3.40%	4019900099 * TOTAL PASSENGER FARES	282,344.30	295,375.02	279,842.06	-4.41%
608,232.70	582,300.00	562,217.59	4.45%	4020300000 U OF I CAMPUS SERVICE	1,209,754.18	1,147,100.00	1,232,313.12	5.46%
19,560.91	17,916.67	18,903.00	9.18%	4020500000 ADA - U I & DSC CONTRACTS	58,682.73	53,750.01	56,709.00	9.18%
59,273.00	52,217.00	56,542.00	13.51%	4030100000 SCHOOL SERVICE FARES	59,438.00	52,217.00	56,542.00	13.83%
3,038.58	0.00	3,499.30	100.00%	4060100000 I.T. COMMISSIONS	8,676.47	0.00	10,216.68	100.00%
24,543.81	20,416.67	42,469.58	20.21%	4060300000 ADVERTISING REVENUE	83,620.35	61,250.01	85,781.03	36.52%
809,758.70	771,308.68	782,448.39	4.99%	4069900099 ** TOTAL TRANSPORTATION REVEN	1,702,516.03	1,609,692.04	1,721,403.89	5.77%
4070000000 ** NON - TRANSPORTATION REVENUE								
2,257.68	0.00	1,598.23	100.00%	4070100000 SALE OF MAINTENANCE SERVICES	7,220.72	0.00	3,723.14	100.00%
0.00	0.00	0.00	0.00%	4070200000 RENTAL OF REVENUE VEHICLES	0.00	0.00	0.00	0.00%
33,447.01	35,416.67	35,515.12	-5.56%	4070300000 BUILDING RENTAL - IL TERMINAL	101,090.97	106,250.01	103,148.61	-4.86%
21,341.50	20,833.33	20,923.04	2.44%	4070300002 BUILDING RENTAL - 801 & 1101	64,024.50	62,499.99	62,769.12	2.44%
5,972.11	1,666.67	3,742.86	258.33%	4070400000 INVESTMENT INCOME	18,353.11	5,000.01	11,938.49	267.06%
-251.45	0.00	1,505.00	-100.00%	4070400002 +/- FAIR VALUE OF INVESTMENT	2,341.98	0.00	-4,782.50	100.00%
6.00	0.00	0.00	100.00%	4070800000 OVER OR SHORT	9.00	0.00	0.00	100.00%
0.00	0.00	0.00	0.00%	4079800000 GAIN ON FIXED ASSET DISPOSAL	1,451.00	0.00	14,438.00	100.00%
4,019.06	0.00	4,104.40	100.00%	4079900001 OTHER NONTRANS. REVENUES	12,513.44	0.00	13,222.49	100.00%
66,791.91	57,916.67	67,388.65	15.32%	4079900099 ** TOTAL NON - TRANSPORTATION R	207,004.72	173,750.01	204,457.35	19.14%
876,550.61	829,225.35	849,837.04	5.71%	4079999999 *** TOTAL TRANS & NON - TRANS RE	1,909,520.75	1,783,442.05	1,925,861.24	7.07%

## Champaign Urbana Mass Transit District Budget Analysis Report

Fiscal Year: 2017		Period 3		Division: 00 Champaign Urbana Mass Transit District				As of: 10/12/2016	
September 2016	Budget This Period	September 2015	Act/Bgt Var %		2017 YTD	July Thru September Budget YTD	2016 YTD	Act/Bgt Var %	
4080000000 ** TAXES LEVIED DIRECTLY									
637,671.25	616,666.67	601,576.65	3.41%	4080100000	1,913,013.75	1,850,000.01	1,804,729.95	3.41%	
0.00	0.00	0.00	0.00%	4080100001	0.00	0.00	0.00	0.00%	
34,059.52	0.00	37,292.14	100.00%	4080600000	34,059.52	33,594.00	79,610.10	1.39%	
0.00	0.00	0.00	0.00%	4089900001	0.00	0.00	0.00	0.00%	
4110000000 ** STATE GRANTS & REIMBURSEMEN									
-935,119.25	2,087,448.48	1,622,172.04	-144.80%	4110100000	2,945,952.28	6,565,353.88	5,116,803.91	-55.13%	
-156,422.80	0.00	832,723.55	-100.00%	4111000000	173,388.35	0.00	840,173.03	100.00%	
0.00	0.00	0.00	0.00%	4111000001	0.00	0.00	0.00	0.00%	
0.00	0.00	0.00	0.00%	4112000000	0.00	0.00	0.00	0.00%	
7,287.55	0.00	0.00	100.00%	4119900000	7,287.55	0.00	0.00	100.00%	
-7,287.55	0.00	0.00	-100.00%	4119900001	-7,287.55	0.00	0.00	-100.00%	
4130000000 ** FEDERAL GRANTS & REIMBURSEM									
0.00	0.00	0.00	0.00%	4130100000	0.00	0.00	0.00	0.00%	
5,541,366.74	0.00	0.00	100.00%	4130500000	8,052,118.74	0.00	1.16	100.00%	
31,732.26	0.00	0.00	100.00%	4130600000	0.00	0.00	-0.34	0.00%	
0.00	0.00	0.00	0.00%	4139900000	0.00	0.00	0.00	0.00%	
6,029,838.33	3,533,340.50	3,943,601.42	70.66%	4999900099 ****	15,028,053.39	10,232,389.94	9,767,179.05	46.87%	

# Champaign Urbana Mass Transit District Budget Analysis Report

Fiscal Year: 2017		Period 3		Division: 00 Champaign Urbana Mass Transit District				As of: 10/12/2016	
September 2016	Budget This Period	September 2015	Act/Bgt Var %		2017 YTD	July Thru September Budget YTD	2016 YTD	Act/Bgt Var %	
5000000000 **** E X P E N S E S ***									
5010000000 ** LABOR									
787,141.23	718,080.00	777,972.41	9.62%	5010101000 OPERATORS WAGES	2,104,370.97	2,237,840.00	2,040,566.00	-5.96%	
84,441.33	106,080.00	87,653.74	-20.40%	5010204000 MECHANICS WAGES - MAINT	273,861.17	330,980.00	267,786.35	-17.26%	
48,394.25	61,200.00	53,164.12	-20.92%	5010304000 MAINTENANCE WAGES - MAINT	153,153.42	190,950.00	170,541.64	-19.79%	
79,150.69	93,416.67	83,075.03	-15.27%	5010401000 SUPERVISORS SALARIES - OPS	267,651.60	280,250.01	278,682.74	-4.50%	
17,061.45	24,480.00	18,067.81	-30.30%	5010404000 SUPERVISORS SALARIES - MAINT	57,999.83	76,380.00	51,614.31	-24.06%	
55,590.05	63,566.40	59,715.89	-12.55%	5010501000 OVERHEAD SALARIES - OPS	193,500.79	198,333.40	215,147.03	-2.44%	
20,163.22	20,808.00	16,167.93	-3.10%	5010504000 OVERHEAD SALARIES - MAINT	55,156.50	64,923.00	58,858.69	-15.04%	
74,435.34	87,500.00	75,603.26	-14.93%	5010516000 OVERHEAD SALARIES - G&A	248,903.31	262,500.00	257,468.49	-5.18%	
7,387.38	9,166.67	7,216.00	-19.41%	5010516200 OVERHEAD SALARIES - IT	28,290.32	27,500.01	31,772.12	2.87%	
24,310.75	22,916.67	19,098.43	6.08%	5010601000 CLERICAL WAGES - OPS	75,797.20	68,750.01	59,524.90	10.25%	
3,808.20	3,750.00	3,696.22	1.55%	5010604000 CLERICAL WAGES - MAINT	11,424.60	11,250.00	11,088.66	1.55%	
20,565.01	25,000.00	18,501.01	-17.74%	5010616000 CLERICAL WAGES - G&A	65,961.45	75,000.00	56,678.69	-12.05%	
7,064.13	12,083.33	11,327.72	-41.54%	5010616200 CLERICAL WAGES - IT	19,771.41	36,249.99	36,689.98	-45.46%	
10,120.29	12,083.33	10,334.54	-16.25%	5010716200 SECURITY WAGES - IT	29,983.83	36,249.99	28,401.54	-17.29%	
-3,050.09	0.00	-3,511.95	-100.00%	5010801000 LABOR CREDIT - OPS	-11,548.90	0.00	-16,597.23	-100.00%	
-4,015.11	0.00	-4,032.87	-100.00%	5010804000 LABOR CREDIT - MAINT	-11,211.21	0.00	-9,252.78	-100.00%	
-1,922.48	0.00	-530.86	-100.00%	5010806000 LABOR CREDIT - G&A	-4,351.90	0.00	-3,886.75	-100.00%	
11,348.11	10,416.67	8,147.57	8.94%	5010816200 MAINTENANCE WAGES - IT	33,363.21	31,250.01	25,493.61	6.76%	
1,241,993.75	1,270,547.74	1,241,666.00	-2.25%	5019999000 ** TOTAL LABOR	3,592,077.60	3,928,406.42	3,560,577.99	-8.56%	
5020000000 ** FRINGE BENEFITS									
75,145.69	81,600.00	75,651.89	-7.91%	5020101000 FICA - OPS	235,707.09	254,600.00	237,840.26	-7.42%	
16,495.73	17,136.00	16,437.98	-3.74%	5020104000 FICA - MAINT	51,846.50	53,466.00	51,623.70	-3.03%	
5,500.50	8,160.00	5,573.94	-32.59%	5020116000 FICA - G&A	17,359.56	25,460.00	20,300.64	-31.82%	
2,748.10	3,753.60	3,101.34	-26.79%	5020116200 FICA - IT	8,367.90	11,711.60	9,868.99	-28.55%	
134,496.70	159,120.00	122,342.78	-15.47%	5020201000 IMRF - OPS	391,484.14	496,470.00	441,650.13	-21.15%	
25,896.04	46,920.00	26,269.21	-44.81%	5020204000 IMRF - MAINT	78,658.13	146,395.00	91,264.85	-46.27%	
10,850.52	16,666.67	10,776.81	-34.90%	5020216000 IMRF - G&A	36,003.42	50,000.01	44,834.30	-27.99%	
4,386.20	6,772.80	5,063.81	-35.24%	5020216200 IMRF - IT	13,309.00	21,131.80	19,593.71	-37.02%	
226,850.14	216,666.67	204,104.35	4.70%	5020301000 MEDICAL INSURANCE - OPS	680,245.13	650,000.01	602,963.18	4.65%	
49,008.89	50,833.33	47,825.66	-3.59%	5020304000 MEDICAL INSURANCE - MAINT	146,737.46	152,499.99	147,028.27	-3.78%	
20,676.14	18,750.00	13,978.52	10.27%	5020316000 MEDICAL INSURANCE - G&A	64,199.27	56,250.00	42,059.96	14.13%	
10,627.36	11,250.00	12,434.60	-5.53%	5020316200 MEDICAL INSURANCE - IT	36,375.91	33,750.00	33,989.33	7.78%	
0.00	0.00	4,808.34	0.00%	5020401000 DENTAL INSURANCE - OPS	0.00	0.00	4,808.34	0.00%	

## Champaign Urbana Mass Transit District Budget Analysis Report

Fiscal Year: 2017		Period 3		Division: 00 Champaign Urbana Mass Transit District				As of: 10/12/2016	
September 2016	Budget This Period	September 2015	Act/Bgt Var %		2017 YTD	July Thru September Budget YTD	2016 YTD	Act/Bgt Var %	
0.00	0.00	0.00	0.00%	5020404000 DENTAL INSURANCE - MAINT	0.00	0.00	0.00	0.00%	
0.00	0.00	0.00	0.00%	5020416000 DENTAL INSURANCE - G&A	0.00	0.00	0.00	0.00%	
931.84	3,333.33	1,994.03	-72.04%	5020501000 LIFE INSURANCE - OPS	6,044.70	9,999.99	8,176.02	-39.55%	
132.00	1,000.00	463.88	-86.80%	5020504000 LIFE INSURANCE - MAINT	1,462.24	3,000.00	1,964.15	-51.26%	
255.33	250.00	211.25	2.13%	5020516000 LIFE INSURANCE - G&A	1,041.76	750.00	565.99	38.90%	
13.75	0.00	46.96	100.00%	5020516200 LIFE INSURANCE - IT	416.10	0.00	497.56	100.00%	
1,958.50	0.00	2,240.58	100.00%	5020701000 UNEMPLOYMENT INSURANCE - OPS	1,958.50	0.00	2,240.58	100.00%	
559.24	0.00	548.63	100.00%	5020704000 UNEMPLOYMENT INSURANCE - MAIN	559.24	0.00	548.63	100.00%	
172.34	0.00	222.25	100.00%	5020716000 UNEMPLOYMENT INSURANCE - G&A	172.34	0.00	222.25	100.00%	
256.11	0.00	422.60	100.00%	5020716200 UNEMPLOYMENT INSURANCE - IT	256.11	0.00	422.60	100.00%	
6,078.88	25,000.00	14,209.16	-75.68%	5020801000 WORKERS COMP INSURANCE - OPS	23,070.68	75,000.00	58,430.15	-69.24%	
8,885.71	25,000.00	14,762.81	-64.46%	5020804000 WORKERS COMP INSURANCE - MAIN	64,901.01	75,000.00	59,488.47	-13.47%	
333.50	250.00	251.70	33.40%	5020816000 WORKERS COMP INSURANCE - G&A	894.76	750.00	481.74	19.30%	
2,093.85	2,083.33	3,722.20	0.50%	5020816200 WORKERS COMP INSURANCE - IT	20,154.07	6,249.99	7,417.69	222.47%	
24,243.12	28,717.47	22,526.56	-15.58%	5021001000 HOLIDAYS - OPS	46,711.44	46,141.11	36,171.68	1.24%	
6,510.48	5,752.50	6,272.72	13.18%	5021004000 HOLIDAYS - MAINT	12,712.24	9,469.20	10,325.12	34.25%	
637.84	0.00	613.92	100.00%	5021016200 HOLIDAYS - IT	1,155.52	0.00	985.76	100.00%	
11,702.72	20,574.26	11,971.32	-43.12%	5021101000 VACATIONS - OPS	155,914.48	177,754.71	160,248.63	-12.29%	
10,170.80	4,618.20	10,822.88	120.23%	5021104000 VACATIONS - MAINT	33,299.92	39,899.70	35,571.44	-16.54%	
0.00	0.00	0.00	0.00%	5021116200 VACATIONS - IT	468.96	0.00	1,085.68	100.00%	
5,667.56	3,191.67	6,517.68	77.57%	5021201000 OTHER PAID ABSENCES - OPS	22,848.31	9,575.01	20,379.88	138.62%	
1,301.36	750.00	694.32	73.51%	5021204000 OTHER PAID ABSENCES - MAINT	10,038.08	2,250.00	1,024.64	346.14%	
0.00	0.00	0.00	0.00%	5021216200 OTHER PAID ABSENCES - IT	108.24	0.00	106.42	100.00%	
2,777.50	0.00	2,912.25	100.00%	5021301000 UNIFORM ALLOWANCES - OPS	6,352.81	37,494.60	7,610.65	-83.06%	
896.88	1,916.67	1,300.46	-53.21%	5021304000 UNIFORM ALLOWANCES - MAINT	2,910.41	5,750.01	3,359.40	-49.38%	
158.08	250.00	519.26	-36.77%	5021316200 UNIFORM ALLOWANCES - IT	329.76	750.00	1,187.17	-56.03%	
1,203.68	1,666.67	785.38	-27.78%	5021401000 OTHER FRINGE BENEFITS - OPS	4,576.79	5,000.01	5,039.43	-8.46%	
248.19	666.67	657.14	-62.77%	5021404000 OTHER FRINGE BENEFITS - MAINT	1,084.57	2,000.01	1,280.57	-45.77%	
828.47	3,916.67	1,530.63	-78.85%	5021416000 OTHER FRINGE BENEFITS - G&A	12,169.95	11,750.01	7,622.15	3.57%	
46.97	2,833.33	44.58	-98.34%	5021416200 OTHER FRINGE BENEFITS - IT	481.91	8,499.99	1,221.98	-94.33%	
44,509.38	78,121.36	57,708.07	-43.03%	5021501000 EARNED TIME - OPS	357,436.87	480,463.88	406,846.91	-25.61%	
18,877.77	8,429.40	16,843.98	123.95%	5021504000 EARNED TIME - MAINT	52,099.13	51,842.70	50,172.50	0.49%	
458.00	0.00	454.04	100.00%	5021516200 EARNED TIME - IT	1,232.84	0.00	4,497.35	100.00%	
125.00	0.00	0.00	100.00%	5021604000 TOOL ALLOWANCE - MAINT	8,989.31	11,536.80	11,023.91	-22.08%	
5,402.83	3,191.67	0.00	69.28%	5021701000 DISABILITY - OPS	22,389.65	9,575.01	4,795.03	133.83%	
0.00	333.33	1,624.55	-100.00%	5021704000 DISABILITY - MAINT	0.00	999.99	1,624.55	-100.00%	
0.00	0.00	0.00	0.00%	5021716200 DISABILITY - IT	0.00	0.00	0.00	0.00%	
118.50	0.00	0.00	100.00%	5021801000 WORKERS COMP - PAYROLL - OPS	118.50	0.00	98.65	100.00%	
0.00	0.00	150.40	0.00%	5021804000 WORKERS COMP - PAYROLL - MAINT	0.00	0.00	1,113.67	0.00%	

## Champaign Urbana Mass Transit District Budget Analysis Report

Fiscal Year: 2017		Period 3		Division: 00 Champaign Urbana Mass Transit District				As of: 10/12/2016	
September 2016	Budget This Period	September 2015	Act/Bgt Var %		2017 YTD	July Thru September Budget YTD	2016 YTD	Act/Bgt Var %	
0.00	0.00	0.00	0.00%	5021816200 WORKERS COMP - PAYROLL - IT	0.00	0.00	0.00	0.00%	
0.00	0.00	0.00	0.00%	5022001000 EARLY RETIREMENT PLAN - OPS	0.00	0.00	0.00	0.00%	
0.00	0.00	0.00	0.00%	5022004000 EARLY RETIREMENT PLAN - MAINT	0.00	0.00	0.00	0.00%	
0.00	0.00	0.00	0.00%	5022016000 EARLY RETIREMENT PLAN - G&A	0.00	0.00	0.00	0.00%	
0.00	0.00	0.00	0.00%	5022016200 EARLY RETIREMENT PLAN - IT	0.00	0.00	0.00	0.00%	
740,238.19	859,475.60	731,415.42	-13.87%	5029999900 ** TOTAL FRINGE BENEFITS	2,634,654.71	3,033,237.13	2,661,674.66	-13.14%	
5030000000 ** SERVICES									
25,912.37	54,166.67	22,321.32	-52.16%	5030316000 PROFESSIONAL SERVICES - G&A	105,753.26	162,500.01	68,686.30	-34.92%	
0.00	416.67	0.00	-100.00%	5030316200 PROFESSIONAL SERVICES - IT	0.00	1,250.01	0.00	-100.00%	
0.00	0.00	0.00	0.00%	5030316300 PROFESSIONAL SERVICES - IT - NON	0.00	0.00	0.00	0.00%	
8,029.58	0.00	1,271.13	100.00%	5030316400 PROFESSIONAL SERVICES - G&A - N	21,765.02	0.00	4,867.47	100.00%	
0.00	0.00	0.00	0.00%	5030404000 TEMPORARY HELP - MAINT	0.00	0.00	0.00	0.00%	
0.00	0.00	0.00	0.00%	5030416000 TEMPORARY HELP - G&A	0.00	0.00	0.00	0.00%	
265.71	0.00	0.00	100.00%	5030501000 CONTRACT MAINTENANCE - OPS	754.51	0.00	0.00	100.00%	
7,895.14	10,000.00	9,647.71	-21.05%	5030504000 CONTRACT MAINTENANCE - MAINT	25,036.55	30,000.00	30,834.68	-16.54%	
33,161.39	32,916.67	32,688.24	0.74%	5030516000 CONTRACT MAINTENANCE - G&A	106,534.72	98,750.01	95,507.57	7.88%	
4,066.44	3,333.33	4,035.18	21.99%	5030516200 CONTRACT MAINTENANCE - IT	13,415.60	9,999.99	14,485.31	34.16%	
0.00	0.00	0.00	0.00%	5030516300 CONTRACT MAINTENANCE - IT - NON	0.00	0.00	0.00	0.00%	
0.00	0.00	0.00	0.00%	5030604000 CUSTODIAL SERVICES - MAINT	0.00	0.00	0.00	0.00%	
2,653.10	6,250.00	2,039.82	-57.55%	5030801000 PRINTING SERVICES - OPS	10,130.28	18,750.00	5,145.02	-45.97%	
0.00	83.33	0.00	-100.00%	5030804000 PRINTING SERVICES - MAINT	0.00	249.99	0.00	-100.00%	
0.00	0.00	83.00	0.00%	5030816000 PRINTING SERVICES - G&A	970.63	0.00	186.00	100.00%	
0.00	0.00	0.00	0.00%	5030816200 PRINTING SERVICES - IT	0.00	0.00	0.00	0.00%	
0.00	0.00	465.00	0.00%	5030816300 PRINTING SERVICES - IT - NON REIM	0.00	0.00	465.00	0.00%	
0.00	2,083.33	1,265.12	-100.00%	5039901000 OTHER SERVICES - OPS	1,653.75	6,249.99	6,285.21	-73.54%	
0.00	416.67	0.00	-100.00%	5039904000 OTHER SERVICES - MAINT	0.00	1,250.01	287.54	-100.00%	
1,524.63	4,166.67	3,278.68	-63.41%	5039916000 OTHER SERVICES - G&A	13,006.99	12,500.01	13,811.48	4.06%	
217.99	416.67	217.99	-47.68%	5039916200 OTHER SERVICES - IT	653.97	1,250.01	1,415.41	-47.68%	
419.20	0.00	580.88	100.00%	5039916300 OTHER SERVICES - IT - NON REIMB	1,257.60	0.00	816.88	100.00%	
0.00	0.00	0.00	0.00%	5039916400 OTHER SERVICES - G&A - NON REIM	0.00	0.00	0.00	0.00%	
84,145.55	114,250.01	77,894.07	-26.35%	5039999900 ** TOTAL SERVICES	300,932.88	342,750.03	242,793.87	-12.20%	

# Champaign Urbana Mass Transit District Budget Analysis Report

Fiscal Year: 2017		Period 3		Division: 00 Champaign Urbana Mass Transit District			As of: 10/12/2016	
September 2016	Budget This Period	September 2015	Act/Bgt Var %		2017 YTD	July Thru September Budget YTD	2016 YTD	Act/Bgt Var %
5039999999 **** E X P E N S E S ****								
5040000000 ** MATERIALS & SUPPLIES CONSUM								
120,689.00	278,025.00	129,524.43	-56.59%	5040101000 FUEL & LUBRICANTS - OPS	316,195.24	733,425.00	341,578.82	-56.89%
8,325.83	14,416.00	8,147.68	-42.25%	5040104000 FUEL & LUBRICANTS - MAINT	20,846.69	38,048.00	21,514.65	-45.21%
12,047.48	11,642.40	12,911.81	3.48%	5040201000 TIRES & TUBES - OPS - MB DO	31,339.32	30,693.60	34,038.93	2.10%
318.52	854.10	1,186.85	-62.71%	5040204000 TIRES & TUBES - MAINT - DR DO	716.39	1,933.20	730.57	-62.94%
0.00	0.00	0.00	0.00%	5040206000 TIRES & TUBES - NON REVENUE VEH	0.00	0.00	0.00	0.00%
4,219.71	3,333.33	3,640.09	26.59%	5040304000 GARAGE EQUIPMENT - REPAIRS - MA	4,571.54	9,999.99	4,858.65	-54.28%
5,035.99	7,500.00	800.02	-32.85%	5040404000 BLDG & GROUND REPAIRS - MAINT -	13,279.77	22,500.00	11,013.28	-40.98%
777.60	0.00	680.00	100.00%	5040404001 BLDG & GROUND REPAIRS - MAINT -	9,672.55	0.00	5,566.12	100.00%
3,524.97	9,583.33	2,267.93	-63.22%	5040416200 BLDG & GROUND REPAIRS - IT	15,836.91	28,749.99	11,003.83	-44.92%
118.95	0.00	1,356.23	100.00%	5040416300 BLDG & GROUND REPAIRS - IT - NON	4,375.15	0.00	7,448.89	100.00%
0.00	4,166.67	0.00	-100.00%	5040416400 BLDG & GROUND REPAIRS - G&A - N	0.00	12,500.01	0.00	-100.00%
-2,200.00	0.00	-5,141.25	-100.00%	5040500001 REVENUE VEHICLE REPAIRS - CORE	-12,279.50	0.00	-13,868.37	-100.00%
91,530.53	145,833.33	64,247.70	-37.24%	5040504000 REVENUE VEHICLES - REPAIRS	355,353.83	437,499.99	271,445.13	-18.78%
1,599.02	2,083.33	2,761.80	-23.25%	5040604000 NON REVENUE VEHICLES - REPAIRS	7,251.22	6,249.99	3,765.85	16.02%
2,518.28	4,750.00	3,096.59	-46.98%	5040704000 SERVICE SUPPLIES - MAINT	11,194.57	14,250.00	8,735.93	-21.44%
1,140.31	2,333.33	2,000.41	-51.13%	5040716200 SERVICE SUPPLIES - IT	4,253.03	6,999.99	6,796.23	-39.24%
1,967.79	2,583.33	172.51	-23.83%	5040801000 OFFICE SUPPLIES - OPS	5,894.70	7,749.99	5,126.35	-23.94%
618.54	2,500.00	1,956.24	-75.26%	5040804000 OFFICE SUPPLIES - MAINT	1,714.33	7,500.00	2,383.77	-77.14%
802.88	2,500.00	1,931.29	-67.88%	5040816000 OFFICE SUPPLIES - G&A	2,691.50	7,500.00	5,342.16	-64.11%
267.96	500.00	144.16	-46.41%	5040816200 OFFICE SUPPLIES - IT	591.99	1,500.00	577.85	-60.53%
0.00	0.00	315.00	0.00%	5040901000 COMPUTER & SERVER - MISC EXP'S -	2,585.51	0.00	4,280.70	100.00%
0.00	0.00	0.00	0.00%	5040904000 COMPUTER & SERVER - MISC EXP'S -	1,243.11	0.00	2,097.91	100.00%
2,515.36	0.00	1,806.47	100.00%	5040916000 COMPUTER & SERVER - MISC EXP'S -	5,286.78	0.00	5,926.85	100.00%
0.00	0.00	0.00	0.00%	5040916200 COMPUTER & SERVER - MISC EXP'S -	213.87	0.00	836.80	100.00%
402.76	0.00	179.80	100.00%	5041001000 SAFETY & TRAINING	402.76	0.00	3,077.52	100.00%
0.00	0.00	0.00	0.00%	5041004000 SAFETY & TRAINING - MAINT	0.00	0.00	0.00	0.00%
1,199.32	5,833.33	3,046.00	-79.44%	5041104000 PASSENGER SHELTER - REPAIRS	8,725.35	17,499.99	11,544.11	-50.14%
147.50	1,666.67	122.00	-91.15%	5041201000 SMALL TOOLS & EQUIP - OPS	6,274.24	5,000.01	347.88	25.48%
202.95	3,333.33	1,288.10	-93.91%	5041204000 SMALL TOOLS & EQUIP - MAINT	2,518.64	9,999.99	3,380.87	-74.81%
0.00	1,666.67	0.00	-100.00%	5041216000 SMALL TOOLS & EQUIP - G&A	2,403.92	5,000.01	300.00	-51.92%
0.00	1,666.67	449.00	-100.00%	5041216200 SMALL TOOLS & EQUIP - IT	279.00	5,000.01	701.27	-94.42%
0.00	0.00	0.00	0.00%	5041216300 SMALL TOOLS & EQUIP - IT - NON REI	0.00	0.00	0.00	0.00%
0.00	0.00	0.00	0.00%	5041216400 SMALL TOOLS & EQUIP - G&A - NON	0.00	0.00	0.00	0.00%
0.00	0.00	0.00	0.00%	5041304000 FAREBOX REPAIRS	0.00	0.00	0.00	0.00%
5,958.70	0.00	2,029.99	100.00%	5041404000 CAD/AVL,CAMERA,RADIO REPAIRS -	12,917.53	0.00	9,767.51	100.00%
1,270.39	0.00	1,222.90	100.00%	5041504000 ADA VEHICLE - REPAIRS - MAINT	4,371.46	0.00	5,692.14	100.00%



## Champaign Urbana Mass Transit District Budget Analysis Report

Fiscal Year: 2017		Period 3		Division: 00 Champaign Urbana Mass Transit District				As of: 10/12/2016	
September 2016	Budget This Period	September 2015	Act/Bgt Var %		2017 YTD	July Thru September Budget YTD	2016 YTD	Act/Bgt Var %	
265,000.34	506,770.82	242,143.75	-47.71%	5049999900 ** TOTAL MATERIAL & SUPPLIES	840,721.40	1,409,599.76	776,012.20	-40.36%	
22,375.60	25,860.00	23,546.77	-13.47%	5050216000 ** UTILITIES - G&A	67,317.13	68,250.00	62,158.26	-1.37%	
6,470.35	8,421.00	5,980.94	-23.16%	5050216200 ** UTILITIES - IT	18,698.07	26,586.00	18,869.35	-29.67%	
3,134.66	3,564.00	2,982.00	-12.05%	5050216300 ** UTILITIES - IT - NON REIMB	9,325.12	11,295.00	9,447.94	-17.44%	
31,980.61	37,845.00	32,509.71	-15.50%	5059999900 **TOTAL UTILITIES	95,340.32	106,131.00	90,475.55	-10.17%	
				5060000000 ** CASUALTY & LIABILITY COSTS					
3,720.74	3,750.00	3,798.97	-0.78%	5060104000 PHYSICAL DAMAGE PREMIUMS - MAI	11,162.22	11,250.00	11,396.91	-0.78%	
0.00	0.00	0.00	0.00%	5060116200 PHYSICAL DAMAGE PREMIUMS - IT	0.00	0.00	0.00	0.00%	
-8,581.27	-2,083.33	0.00	311.90%	5060204000 PHYSICAL DAMAGE RECOVERIES - M	-10,708.44	-6,249.99	-1,127.03	71.34%	
31,899.72	39,166.67	33,082.70	-18.55%	5060316000 PL & PD INSURANCE PREMIUMS - G&	95,699.16	117,500.01	99,248.10	-18.55%	
0.00	0.00	0.00	0.00%	5060316200 PL & PD INSURANCE PREMIUMS - IT	0.00	0.00	0.00	0.00%	
37,028.82	39,583.33	41,158.19	-6.45%	5060416000 UNINSURED PL & PD PAYOUTS - G&A	111,936.51	118,749.99	117,378.66	-5.74%	
2,274.85	0.00	2,322.68	100.00%	5060816000 UNINSURED PL & PD PAYOUTS - G&A	6,824.55	0.00	6,968.04	100.00%	
66,342.86	80,416.67	80,362.54	-17.50%	5069999900 ** TOTAL CASUALTY & LIABILITY	214,914.00	241,250.01	233,864.68	-10.92%	
				5070000000 ** TAXES					
0.00	0.00	0.00	0.00%	5070316000 PROPERTY TAXES	0.00	0.00	0.00	0.00%	
929.00	0.00	0.00	100.00%	5070401000 VEHICLE LICENSING FEES - OPS	1,856.00	0.00	0.00	100.00%	
0.00	0.00	0.00	0.00%	5070416000 VEHICLE LICENSING FEES - G&A	0.00	0.00	52.00	0.00%	
3,739.08	2,750.00	0.00	35.97%	5070501000 FUEL TAX	10,132.85	8,250.00	5,109.87	22.82%	
4,668.08	2,750.00	0.00	69.75%	5079999900 ** TOTAL TAXES	11,988.85	8,250.00	5,161.87	45.32%	

5079999999 \*\*\*\* E X P E N S E S \*\*\*\*

## Champaign Urbana Mass Transit District Budget Analysis Report

Fiscal Year: 2017		Period 3		Division: 00 Champaign Urbana Mass Transit District				As of: 10/12/2016	
September 2016	Budget This Period	September 2015	Act/Bgt Var %		2017 YTD	July Thru September Budget YTD	2016 YTD	Act/Bgt Var %	
5080100000 ** PURCHASED TRANSPORTATION									
13,501.96	14,583.33	8,912.50	-7.42%	5080116000 CABS	40,309.70	43,749.99	26,201.50	-7.86%	
49,146.83	47,916.67	47,267.33	2.57%	5080216000 ADA CONTRACTS	147,440.49	143,750.01	141,801.99	2.57%	
62,648.79	62,500.00	56,179.83	0.24%	5089999900 **TOTAL PURCHASED TRANSPORTA	187,750.19	187,500.00	168,003.49	0.13%	
5090000000 ** MISCELLANEOUS EXPENSES									
5,667.65	5,333.33	4,541.74	6.27%	5090116000 DUES & SUBSCRIPTIONS - G&A	20,551.67	15,999.99	13,424.14	28.45%	
8,456.60	6,666.67	2,513.60	26.85%	5090216000 TRAVEL & MEETINGS - G&A	22,003.75	20,000.01	14,893.83	10.02%	
0.00	0.00	0.00	0.00%	5090716000 BAD DEBT EXPENSE	0.00	0.00	0.00	0.00%	
13,325.57	14,583.33	11,645.84	-8.62%	5090816000 ADVERTISING EXPENSES - G&A	72,957.16	43,749.99	51,881.74	66.76%	
0.00	0.00	0.00	0.00%	5090816200 ADVERTISING EXPENSES - IT	0.00	0.00	0.00	0.00%	
0.00	708.33	-400.00	-100.00%	5090916000 TRUSTEE COMPENSATION	0.00	2,124.99	900.00	-100.00%	
58.18	2,166.67	510.29	-97.31%	5091016000 POSTAGE	1,032.16	6,500.01	1,437.98	-84.12%	
0.00	0.00	0.00	0.00%	5091516000 LOSS/DISPOSAL FIXED ASSETS	0.00	0.00	0.00	0.00%	
0.00	0.00	0.00	0.00%	5091616000 ADVERTISING SERVICES EXPENSE	0.00	0.00	0.00	0.00%	
889.10	0.00	0.00	100.00%	5091716000 SUBSTANCE ABUSE PROGRAM	8,426.00	0.00	537.00	100.00%	
482.00	1,666.67	853.50	-71.08%	5099901000 OTHER MISC EXPENSES - OPS	2,159.95	5,000.01	2,712.14	-56.80%	
305.22	833.33	15.00	-63.37%	5099904000 OTHER MISC EXPENSES - MAINT	1,094.65	2,499.99	-110.00	-56.21%	
1,138.78	7,541.67	414.71	-84.90%	5099916000 OTHER MISC EXPENSES - G&A	5,327.85	22,625.01	2,423.50	-76.45%	
157.00	1,666.67	0.00	-90.58%	5099916200 OTHER MISC EXPENSES - IT	1,212.68	5,000.01	98.72	-75.75%	
0.00	416.67	53.25	-100.00%	5099916300 OTHER MISC EXPENSES - IT - NON R	72.50	1,250.01	810.54	-94.20%	
-283.00	0.00	39,384.98	-100.00%	5099916400 OTHER MISC EXPENSES - G&A - NON	857.48	0.00	40,377.39	100.00%	
0.00	0.00	0.00	0.00%	5099926000 UNALLOCATED EXPENSES	0.00	0.00	0.00	0.00%	
30,197.10	41,583.34	59,532.91	-27.38%	5099999900 ** TOTAL MISCELLANEOUS EXPENSE	135,695.85	124,750.02	129,386.98	8.77%	
5100000000 ** EXPENSE TRANSFERS									
0.00	0.00	0.00	0.00%	5109999900 ** TOTAL EXPENSE TRANSFERS	0.00	0.00	0.00	0.00%	

# Champaign Urbana Mass Transit District Budget Analysis Report

Fiscal Year: 2017		Period 3		Division: 00 Champaign Urbana Mass Transit District				As of: 10/12/2016	
September 2016	Budget This Period	September 2015	Act/Bgt Var %		2017 YTD	July Thru September Budget YTD	2016 YTD	Act/Bgt Var %	
5109999999 **** EXPENSES ***									
5110000000 ** INTEREST EXPENSES									
0.00	0.00	0.00	0.00%	5110116000 INTEREST - LONG-TERM DEBTS	0.00	0.00	0.00	0.00%	
0.00	0.00	0.00	0.00%	5110216000 INTEREST - SHORT-TERM DEBTS	0.00	0.00	0.00	0.00%	
0.00	0.00	0.00	0.00%	5119999900 ** TOTAL INTEREST	0.00	0.00	0.00	0.00%	
5120000000 ** LEASE & RENTALS									
4,808.34	8,333.33	0.00	-42.30%	5120401000 PASSENGER REVENUE VEHICLES -	14,425.02	24,999.99	9,616.68	-42.30%	
978.24	1,916.67	978.24	-48.96%	5120516000 SERVICE VEHICLE LEASES	2,934.72	5,750.01	2,934.72	-48.96%	
2,151.08	2,083.33	1,874.58	3.25%	5120704000 GARAGE EQUIPMENT LEASES - MAIN	6,453.24	6,249.99	5,623.80	3.25%	
0.00	0.00	0.00	0.00%	5120901000 RADIO EQUIPMENT LEASES - OPS	0.00	0.00	0.00	0.00%	
0.00	0.00	0.00	0.00%	5121216000 G.A. FACILITIES LEASES	0.00	0.00	0.00	0.00%	
6,285.00	0.00	1,450.00	100.00%	5121301000 MISCELLANEOUS LEASES - OPS	19,525.00	0.00	10,350.00	100.00%	
14,379.49	14,750.00	13,431.51	-2.51%	5121316000 MISCELLANEOUS LEASES - G&A	44,344.52	44,250.00	34,418.78	0.21%	
1,839.20	0.00	1,839.20	100.00%	5121316200 MISCELLANEOUS LEASES - IT	6,399.99	0.00	3,752.82	100.00%	
0.00	0.00	0.00	0.00%	5121316300 MISCELLANEOUS LEASES - IT - NON	2,000.00	0.00	0.00	100.00%	
0.00	0.00	0.00	0.00%	5121316400 MISCELLANEOUS LEASES - G&A - NO	3,000.00	0.00	0.00	100.00%	
30,441.35	27,083.33	19,573.53	12.40%	5129999900 ** TOTAL LEASE & RENTALS	99,082.49	81,249.99	66,696.80	21.95%	
5130000000 ** DEPRECIATION									
0.00	0.00	0.00	0.00%	5130201000 PASSENGER SHELTERS DEPR	0.00	0.00	0.00	0.00%	
0.00	0.00	0.00	0.00%	5130401000 REVENUE VEHICLE DEPRECIATION	0.00	0.00	0.00	0.00%	
0.00	0.00	0.00	0.00%	5130516000 SERVICE VEHICLE DEPRECIATION	0.00	0.00	0.00	0.00%	
0.00	0.00	0.00	0.00%	5130704000 GARAGE EQUIP. DEPRECIATION - MA	0.00	0.00	0.00	0.00%	
0.00	0.00	0.00	0.00%	5130901000 REVENUE VEHICLE RADIO EQUIP. DE	0.00	0.00	0.00	0.00%	
0.00	0.00	0.00	0.00%	5131016000 COMPUTER EQUIPMENT DEPRECIATI	0.00	0.00	0.00	0.00%	
0.00	0.00	0.00	0.00%	5131116000 REVENUE COLLECTION EQUIPMENT	0.00	0.00	0.00	0.00%	
0.00	0.00	0.00	0.00%	5131216000 G.A. FACILITIES DEPRECIATION	0.00	0.00	0.00	0.00%	
0.00	0.00	0.00	0.00%	5131316000 G.A. SYSTEM DEV. DEPRECIATION	0.00	0.00	0.00	0.00%	
0.00	0.00	0.00	0.00%	5131416000 MISCELLANEOUS EQUIPMENT DEPR	0.00	0.00	0.00	0.00%	
0.00	0.00	0.00	0.00%	5131516000 OFFICE EQUIPMENT DEPR.	0.00	0.00	0.00	0.00%	
0.00	0.00	0.00	0.00%	5139999900 ** TOTAL DEPRECIATION	0.00	0.00	0.00	0.00%	
0.00	0.00	0.00	0.00%	5170116000 DEBT SERVICE ON EQUIPMENT & FA	0.00	0.00	0.00	0.00%	

## Champaign Urbana Mass Transit District Budget Analysis Report

Fiscal Year: 2017		Period 3		Division: 00 Champaign Urbana Mass Transit District			As of: 10/12/2016	
September 2016	Budget This Period	September 2015	Act/Bgt Var %		2017 YTD	July Thru September Budget YTD	2016 YTD	Act/Bgt Var %
2,557,656.62	3,003,222.51	2,541,277.76	-14.84%	5999990000 **** TOTAL EXPENSES ****	8,113,158.29	9,463,124.36	7,934,648.09	-14.27%
3,472,181.71	530,117.99	1,402,323.66	554.98%	5999999800 NET SURPLUS (DEFICIT)	6,914,895.10	769,265.58	1,832,530.96	798.90%

**Champaign-Urbana Mass Transit District**  
**Accounts Payable Check Disbursement List**  
**BUSEY BANK OPERATING ACCOUNT**

From Date: 09/01/2016      Thru Date: 09/30/2016

Check #	Check Date	Ref #	Name	Total Paid	C-CARTS Portion	MTD Portion	Voided
00134117	01-Sep-16	A0030	A & R SERVICES, INC.	\$2,274.96		\$2,274.96	
00134118	01-Sep-16	A1934	ADVANCE AUTO PARTS	\$19.31		\$19.31	
00134119	01-Sep-16	A2487	** AFLAC	\$7,190.98		\$7,190.98	
00134120	01-Sep-16	A2488	** AFLAC GROUP INSURANCE	\$593.72		\$593.72	
00134121	01-Sep-16	A4804	ALPHA CONTROLS & SERVICES LLC	\$1,309.00		\$1,309.00	
00134122	01-Sep-16	A4890	EVAN ALVAREZ	\$50.00		\$50.00	
00134123	01-Sep-16	A5085	AMERENIP	\$4,887.02		\$4,887.02	
00134124	01-Sep-16	A7545	ARROW GLASS COMPANY	\$726.72		\$726.72	
00134125	01-Sep-16	A8006	AT & T MOBILITY	\$288.35		\$288.35	
00134126	01-Sep-16	B4510	BLACK & COMPANY	\$315.26		\$315.26	
00134127	01-Sep-16	B4910	JASON BLUNIER	\$40.00		\$40.00	
00134128	01-Sep-16	B7464	ERIC M. BROGA	\$317.19		\$317.19	
00134129	01-Sep-16	B8360	SARAH BUCHHORN	\$190.00		\$190.00	
00134130	01-Sep-16	C0275	CCMSI	\$5,000.00		\$5,000.00	
00134131	01-Sep-16	C0361	CARLE FOUNDATION HOSPITAL	\$1,122.89		\$1,122.89	
00134132	01-Sep-16	C0363	CARLE PHYSICIAN GROUP	\$303.90		\$303.90	
00134133	01-Sep-16	C1560	CDC PAPER & JANITOR	\$1,082.99		\$1,082.99	
00134134	01-Sep-16	C2165	CENTRAL ILLINOIS TRUCKS	\$0.00		\$0.00	X
00134135	01-Sep-16	C2165	CENTRAL ILLINOIS TRUCKS	\$5,578.50		\$5,578.50	
00134136	01-Sep-16	C3058	CHAMPAIGN DO-IT-BEST AND	\$59.43		\$59.43	
00134137	01-Sep-16	C3068	CHAMPAIGN TELEPHONE CO.	\$1,576.63		\$1,576.63	
00134138	01-Sep-16	C4585	CLEAN EXHAUST SPECIALIST LLC	\$1,350.00		\$1,350.00	
00134139	01-Sep-16	C4588	CLEAN THE UNIFORM COMPANY HIGHLAND	\$639.64		\$639.64	
00134140	01-Sep-16	C6258	COLUMBIA STREET ROASTERY	\$228.25		\$228.25	
00134141	01-Sep-16	C6259	COMMERCE BANK	\$16,649.65		\$16,649.65	
00134142	01-Sep-16	C6263	COMCAST CABLE	\$196.46		\$196.46	
00134143	01-Sep-16	C6271	COMP MC	\$387.60		\$387.60	
00134144	01-Sep-16	D0426	DAVIS- HOUK MECHANICAL, INC	\$371.70		\$371.70	
00134145	01-Sep-16	D2012	DEAN'S GRAPHICS	\$1,977.00		\$1,977.00	
00134146	01-Sep-16	E4595	ELECTRIC AUTO	\$370.00		\$370.00	
00134147	01-Sep-16	F0365	FASTENAL COMPANY	\$691.02		\$691.02	
00134148	01-Sep-16	F0367	FASTENERS ETC., INC.	\$116.90		\$116.90	
00134149	01-Sep-16	F2014	F.E. MORAN, INC. FIRE PROTECTION	\$1,252.84		\$1,252.84	
00134150	01-Sep-16	F4595	FLEET-NET CORPORATION	\$4,320.00		\$4,320.00	
00134151	01-Sep-16	F6367	FORD CITY	\$581.46		\$581.46	
00134152	01-Sep-16	F6414	RANDAL FOUTS	\$291.54		\$291.54	
00134153	01-Sep-16	F7314	THOMAS R. FRANKS	\$103.00		\$103.00	
00134154	01-Sep-16	G2277	GENFARE	\$212.38		\$212.38	
00134155	01-Sep-16	G3350	GIBSON AREA HOSPITAL ORTHOPAEDIC	\$414.39		\$414.39	
00134156	01-Sep-16	G3484	GILLIG LLC	\$418.16		\$418.16	
00134157	01-Sep-16	G4290	GLOBAL EQUIPMENT COMPANY	\$116.01		\$116.01	
00134158	01-Sep-16	G5519	KARL P. GNADT	\$248.52		\$248.52	
00134159	01-Sep-16	G6297	MELVIN GOODWIN	\$543.68		\$543.68	
00134160	01-Sep-16	G7341	SUSAN GREER	\$40.00		\$40.00	
00134161	01-Sep-16	H0282	HAND SURGERY ASSOCIATES SC	\$950.00		\$950.00	
00134162	01-Sep-16	I1595	IDENTISYS INCORPORATED	\$792.91		\$792.91	
00134163	01-Sep-16	I4747	ILLINI FS, INC.	\$112.00		\$112.00	
00134164	01-Sep-16	I4790	ILLINOIS-AMERICAN WATER	\$498.08		\$498.08	
00134165	01-Sep-16	I4975	IL WORKERS' COMPENSATION COMMISSION	\$2,534.17		\$2,534.17	
00134166	01-Sep-16	J0320	JANITOR & MAINTENANCE SUPPLIES, INC.	\$141.10		\$141.10	
00134167	01-Sep-16	K2190	KEN'S OIL SERVICE, INC.	\$35,830.85		\$35,830.85	
00134168	01-Sep-16	L0263	JOSHUA LAND	\$125.00		\$125.00	
00134169	01-Sep-16	L2008	THE LEAGUE OF AMERICAN BICYCLISTS	\$300.00		\$300.00	
00134170	01-Sep-16	L3504	THE LINCOLN NATIONAL LIFE INSURANCE CO.	\$2,621.65	\$2.75	\$2,618.90	
00134171	01-Sep-16	L3517	JAMES R. LINGREEN	\$70.93		\$70.93	
00134172	01-Sep-16	M1246	MCMASTER-CARR SUPPLY CO.	\$220.94		\$220.94	
00134173	01-Sep-16	M2179	MENARD'S	\$258.30		\$258.30	
00134174	01-Sep-16	M2310	MEYER CAPEL	\$604.50		\$604.50	
00134175	01-Sep-16	M6018	FLEET SERVICES	\$11,467.01	\$5,544.13	\$5,922.88	
00134176	01-Sep-16	M8518	MUNCIE RECLAMATION-SUPPLY	\$71.16		\$71.16	
00134177	01-Sep-16	N0320	NAPA AUTO PARTS	\$368.07	\$26.71	\$341.36	
00134178	01-Sep-16	N0387	NATIONAL COATINGS & SUPPLIES	\$191.14		\$191.14	
00134179	01-Sep-16	N2290	NEW FLYER INDUSTRIES	\$6,028.75		\$6,028.75	

**Champaign-Urbana Mass Transit District**  
**Accounts Payable Check Disbursement List**  
**BUSEY BANK OPERATING ACCOUNT**

From Date: 09/01/2016      Thru Date: 09/30/2016

Check #	Check Date	Ref #	Name	Total Paid	C-CARTS Portion	MTD Portion	Voided
00134180	01-Sep-16	N2292	THE AFTERMARKET PARTS COMPANY, LLC.	\$5,019.46		\$5,019.46	
00134181	01-Sep-16	P0017	P.E.C. COMMUNICATIONS	\$1,300.00		\$1,300.00	
00134182	01-Sep-16	P0990	PCM SALES, INC.	\$240.84		\$240.84	
00134183	01-Sep-16	P2256	PETTY CASH (CHANGE FUND)	\$294.00		\$294.00	
00134184	01-Sep-16	P6436	POWDER COATING & CUSTOM CHROME	\$364.18		\$364.18	
00134185	01-Sep-16	R0308	RAPID REPRODUCTIONS, INC.	\$199.64		\$199.64	
00134186	01-Sep-16	R2015	REPUBLIC SERVICES	\$1,876.48		\$1,876.48	
00134187	01-Sep-16	R2145	217 REHAB & PERFORMANCE CENTER	\$999.94		\$999.94	
00134188	01-Sep-16	R2320	REYNOLDS TOWING SERVICE	\$225.00		\$225.00	
00134189	01-Sep-16	R3488	RILCO OF PEORIA, INC.	\$5,475.23		\$5,475.23	
00134190	01-Sep-16	R6120	ROGARDS OFFICE PRODUCTS	\$431.04		\$431.04	
00134191	01-Sep-16	R8487	BRIAN RULON	\$40.00		\$40.00	
00134192	01-Sep-16	S1146	SCHIP REPORTING SERVICES	\$10.00		\$10.00	
00134193	01-Sep-16	S2020	DONAVYN L. SEAY	\$40.00		\$40.00	
00134194	01-Sep-16	S2040	SECRETARY OF STATE	\$309.00		\$309.00	
00134195	01-Sep-16	S3115	DANIEL J. HARTMAN	\$1,098.60		\$1,098.60	
00134196	01-Sep-16	S3187	SHOE CARNIVAL, INC.	\$81.97		\$81.97	
00134197	01-Sep-16	S5192	S.J. SMITH WELDING SUPPLY	\$54.20		\$54.20	
00134198	01-Sep-16	S8135	ROBERT W. STICKELS	\$40.00		\$40.00	
00134199	01-Sep-16	T0007	TJ'S LAUNDRY & DRY CLEANING	\$55.25		\$55.25	
00134200	01-Sep-16	T2205	TEPPER ELECTRIC SUPPLY CO	\$612.80		\$612.80	
00134201	01-Sep-16	T2225	TERMINAL SUPPLY COMPANY	\$535.00		\$535.00	
00134202	01-Sep-16	T3190	THOMAS, MAMER & HAUGHEY	\$1,290.50		\$1,290.50	
00134203	01-Sep-16	T7455	TRIUNE HEALTH GROUP	\$779.11		\$779.11	
00134204	01-Sep-16	T7510	TROPHYTIME	\$9.40		\$9.40	
00134205	01-Sep-16	T7585	TRUGREEN CHEMLAWN	\$42.00		\$42.00	
00134206	01-Sep-16	T7590	TRUCK CENTERS, INC.	\$1,159.67		\$1,159.67	
00134207	01-Sep-16	U5180	UNITED PARCEL SERVICE	\$14.92		\$14.92	
00134208	01-Sep-16	U7385	** URBANA TRUE TIRES	\$159.26	\$159.26	\$0.00	
00134209	01-Sep-16	V3590	VITAL EDUCATION & SUPPLY, INC.	\$515.00		\$515.00	
00134210	01-Sep-16	V6271	MONICA VONNER	\$586.04		\$586.04	
00134211	01-Sep-16	V6350	VULCAN CONSTRUCTION MATERIALS, LLC	\$19.38		\$19.38	
00134212	01-Sep-16	W3588	PETER WITTMAN	\$298.18		\$298.18	
00134213	01-Sep-16	W7421	JEFFERY G. WRIGHT	\$717.74		\$717.74	
00134214	01-Sep-16	Z2155	ZELLER DIGITAL INNOVATIONS	\$3,252.00		\$3,252.00	
00134215	08-Sep-16	A1934	ADVANCE AUTO PARTS	\$70.64		\$70.64	
00134216	08-Sep-16	A5085	AMERENIP	\$2,976.87		\$2,976.87	
00134217	08-Sep-16	A8007	AT & T	\$469.15		\$469.15	
00134218	08-Sep-16	B2230	BERNS, CLANCY & ASSOC. PC	\$63,432.50		\$63,432.50	
00134219	08-Sep-16	B4510	BLACK & COMPANY	\$67.62		\$67.62	
00134220	08-Sep-16	B6360	DEBORAH M. BOSCH-WHITT	\$329.86		\$329.86	
00134221	08-Sep-16	B8501	BUMPER TO BUMPER	\$98.15		\$98.15	
00134222	08-Sep-16	C0410	** CAVALRY PORTFOLIO SERVICES, LLC	\$250.74		\$250.74	
00134223	08-Sep-16	C1136	CCG, INC.	\$116.90		\$116.90	
00134224	08-Sep-16	C1560	CDC PAPER & JANITOR	\$240.55		\$240.55	
00134225	08-Sep-16	C2165	CENTRAL ILLINOIS TRUCKS	\$2,813.65		\$2,813.65	
00134226	08-Sep-16	C3086	** CHAMPAIGN-URBANA MASS TRANSIT DISTRICT	\$3,974.51	\$3,974.51	\$0.00	
00134227	08-Sep-16	C3105	CHEMICAL MAINTENANCE INC.	\$202.00		\$202.00	
00134228	08-Sep-16	C4509	CLARK PLUMBING & HEATING, INC.	\$836.80		\$836.80	
00134229	08-Sep-16	C4514	CLARKE POWER SERVICES, INC.	\$7,045.95		\$7,045.95	
00134230	08-Sep-16	C6285	THOMAS C. CONRAD	\$40.00		\$40.00	
00134231	08-Sep-16	C6685	CONSTELLATION NEWENERGY, INC.	\$17,652.85		\$17,652.85	
00134232	08-Sep-16	D8520	DUNCAN SUPPLY CO. INC.	\$758.16		\$758.16	
00134233	08-Sep-16	D8587	DUST & SON OF CHAMPAIGN COUNTY, INC	\$162.80		\$162.80	
00134234	08-Sep-16	E1905	** EDUCATIONAL CREDIT MANAGEMENT CORP.	\$10.00		\$10.00	
00134235	08-Sep-16	E4595	ELECTRIC AUTO	\$1,570.00		\$1,570.00	
00134236	08-Sep-16	E7890	ESRI	\$400.00		\$400.00	
00134237	08-Sep-16	F2055	FEDERAL EXPRESS CORP.	\$58.18		\$58.18	
00134238	08-Sep-16	F6404	4IMPRINT, INC.	\$205.60		\$205.60	
00134239	08-Sep-16	F6414	RANDAL FOUTS	\$40.00		\$40.00	
00134240	08-Sep-16	G6297	MELVIN GOODWIN	\$543.68		\$543.68	
00134241	08-Sep-16	I0025	** VANTAGEPOINT TRANSFER AGENTS - 301281	\$26,275.19		\$26,275.19	
00134242	08-Sep-16	I4747	ILLINI FS, INC.	\$56.00		\$56.00	

**Champaign-Urbana Mass Transit District**  
**Accounts Payable Check Disbursement List**  
**BUSEY BANK OPERATING ACCOUNT**

From Date: 09/01/2016      Thru Date: 09/30/2016

Check #	Check Date	Ref #	Name	Total Paid	C-CARTS Portion	MTD Portion	Voided
00134243	08-Sep-16	I4761	ILLINI MEDIA	\$2,042.35		\$2,042.35	
00134244	08-Sep-16	I4790	ILLINOIS-AMERICAN WATER	\$1,487.38		\$1,487.38	
00134245	08-Sep-16	I4827	ILLINOIS DEPT. OF REVENUE	\$0.00		\$0.00	X
00134246	08-Sep-16	I5904	INTERSTATE BATTERIES	\$311.85		\$311.85	
00134247	08-Sep-16	I7640	** ISAC	\$116.72		\$116.72	
00134248	08-Sep-16	I8235	ITV-3	\$217.99		\$217.99	
00134249	08-Sep-16	J0320	JANITOR & MAINTENANCE SUPPLIES, INC.	\$275.05		\$275.05	
00134250	08-Sep-16	J3680	JEFFREY A. WILSEY	\$109.99		\$109.99	
00134251	08-Sep-16	K2000	KECdesign	\$4,693.00		\$4,693.00	
00134252	08-Sep-16	K2190	KEN'S OIL SERVICE, INC.	\$24,375.39		\$24,375.39	
00134253	08-Sep-16	L6446	LOWE'S	\$15.18		\$15.18	
00134254	08-Sep-16	M1269	MCS OFFICE TECHNOLOGIES	\$2,261.50		\$2,261.50	
00134255	08-Sep-16	M2179	MENARD'S	\$55.54		\$55.54	
00134256	08-Sep-16	M6162	MOHAWK MFG. & SUPPLY CO.	\$358.10		\$358.10	
00134257	08-Sep-16	M8518	MUNCIE RECLAMATION-SUPPLY	\$139.00		\$139.00	
00134258	08-Sep-16	N0320	NAPA AUTO PARTS	\$831.96		\$831.96	
00134259	08-Sep-16	N2290	NEW FLYER INDUSTRIES	\$2,462.35		\$2,462.35	
00134260	08-Sep-16	N2292	THE AFTERMARKET PARTS COMPANY, LLC.	\$6,748.03		\$6,748.03	
00134261	08-Sep-16	N9686	** NYS CHILD SUPPORT PROCESSING CENTER	\$60.00		\$60.00	
00134262	08-Sep-16	P0235	MARTIN PALMISANO	\$80.00		\$80.00	
00134263	08-Sep-16	P4521	CYNTHIA HOYLE	\$4,314.00		\$4,314.00	
00134264	08-Sep-16	P8360	PUBLIC ART LEAGUE	\$3,000.00		\$3,000.00	
00134265	08-Sep-16	R1145	RD FINISHING	\$1,262.40		\$1,262.40	
00134266	08-Sep-16	R2015	REPUBLIC SERVICES	\$2,168.85		\$2,168.85	
00134267	08-Sep-16	R6120	ROGARDS OFFICE PRODUCTS	\$917.53	\$31.26	\$886.27	
00134268	08-Sep-16	S3115	DANIEL J. HARTMAN	\$1,140.60		\$1,140.60	
00134269	08-Sep-16	S3187	SHOE CARNIVAL, INC.	\$63.73		\$63.73	
00134270	08-Sep-16	S3487	SILVER MACHINE SHOP	\$120.00		\$120.00	
00134271	08-Sep-16	T0474	TAYLOR & BLACKBURN	\$3,729.15		\$3,729.15	
00134272	08-Sep-16	T3424	TIGER DIRECT, INC.	\$1,029.24		\$1,029.24	
00134273	08-Sep-16	T7590	TRUCK CENTERS, INC.	\$453.06		\$453.06	
00134274	08-Sep-16	U5183A	UNITED STATES TREASURY	\$1,560.00		\$1,560.00	
00134275	08-Sep-16	U7355	U-C SANITARY DISTRICT	\$770.23		\$770.23	
00134276	08-Sep-16	U7359	** URBANA MUNICIPAL EMPL. CREDIT UNION	\$34,501.88		\$34,501.88	
00134277	08-Sep-16	U7385	** URBANA TRUE TIRES	\$1,209.11	\$1,209.11	\$0.00	
00134278	08-Sep-16	V6271	MONICA VONNER	\$293.02		\$293.02	
00134279	08-Sep-16	W0100	WAKPAMNI LAKE COMMUNITY CORP	\$108.48		\$108.48	
00134280	08-Sep-16	W0159	WALINSKI & ASSOCIATES, P.C.	\$103.13		\$103.13	
00134281	08-Sep-16	W3588	PETER WITTMAN	\$298.18		\$298.18	
00134282	08-Sep-16	W7421	JEFFERY G. WRIGHT	\$717.74		\$717.74	
00134283	08-Sep-16	W8564	WURTH USA MIDWEST, INC.	\$306.77		\$306.77	
00134284	08-Sep-16	N2290	** NEW FLYER INDUSTRIES	\$4,822,710.24		\$4,822,710.24	
00134285	12-Sep-16	R3495	** RIVER CITY CONSTRUCTION, LLC	\$928,360.25		\$928,360.25	
00134286	15-Sep-16	A5085	AMERENIP	\$4,287.44		\$4,287.44	
00134287	15-Sep-16	A7545	ARROW GLASS COMPANY	\$565.11		\$565.11	
00134288	15-Sep-16	A7910	ASSURITY LIFE INSURANCE	\$167.00		\$167.00	
00134289	15-Sep-16	A8155	ATLAS CAB	\$4,164.00		\$4,164.00	
00134290	15-Sep-16	B2230	BERNS, CLANCY & ASSOC. PC	\$4,099.04		\$4,099.04	
00134291	15-Sep-16	B4510	BLACK & COMPANY	\$26.00		\$26.00	
00134292	15-Sep-16	B4512	RYAN BLACKMAN	\$38.12		\$38.12	
00134293	15-Sep-16	B4516	BLAKE SALES	\$8,110.14		\$8,110.14	
00134294	15-Sep-16	C0361	CARLE FOUNDATION HOSPITAL	\$769.01		\$769.01	
00134295	15-Sep-16	C0363	CARLE PHYSICIAN GROUP	\$69.59		\$69.59	
00134296	15-Sep-16	C0365	CARLE PHYSICIAN GROUP	\$718.20		\$718.20	
00134297	15-Sep-16	C1560	CDC PAPER & JANITOR	\$599.72		\$599.72	
00134298	15-Sep-16	C2165	CENTRAL ILLINOIS TRUCKS	\$0.00		\$0.00	X
00134299	15-Sep-16	C2165	CENTRAL ILLINOIS TRUCKS	\$11,556.65		\$11,556.65	
00134300	15-Sep-16	C3058	CHAMPAIGN DO-IT-BEST AND	\$125.55		\$125.55	
00134301	15-Sep-16	C3108	CHEMSTATION OF INDIANA	\$1,451.47		\$1,451.47	
00134302	15-Sep-16	C3240	CHRISTIE CLINIC	\$529.68		\$529.68	
00134303	15-Sep-16	C3512	CINTAS FIRST AID & SAFETY	\$146.62		\$146.62	
00134304	15-Sep-16	C4588	CLEAN THE UNIFORM COMPANY HIGHLAND	\$408.74		\$408.74	
00134305	15-Sep-16	C6258	COLUMBIA STREET ROASTERY	\$234.75		\$234.75	

**Champaign-Urbana Mass Transit District**  
**Accounts Payable Check Disbursement List**  
**BUSEY BANK OPERATING ACCOUNT**

From Date: 09/01/2016      Thru Date: 09/30/2016

Check #	Check Date	Ref #	Name	Total Paid	C-CARTS Portion	MTD Portion	Voided
00134306	15-Sep-16	C6263	COMCAST CABLE	\$316.25		\$316.25	
00134307	15-Sep-16	C6271	COMP MC	\$481.42		\$481.42	
00134308	15-Sep-16	D0271	** DANVILLE MASS TRANSIT	\$3,212.05		\$3,212.05	
00134309	15-Sep-16	D0426	DAVIS- HOUK MECHANICAL, INC	\$1,830.35		\$1,830.35	
00134310	15-Sep-16	D3352	DICK'S SPORTING GOODS	\$0.00		\$0.00	X
00134311	15-Sep-16	D3590	DISH PASSIONATE CUISINE	\$45.00		\$45.00	
00134312	15-Sep-16	E4589	ELDORADO NATIONAL	\$999.21		\$999.21	
00134313	15-Sep-16	E4733	STEVEN F. ELLIS	\$40.00		\$40.00	
00134314	15-Sep-16	F0305	FARM & FLEET	\$23.75		\$23.75	
00134315	15-Sep-16	F0365	FASTANEL COMPANY	\$349.37		\$349.37	
00134316	15-Sep-16	F0367	FASTENERS ETC., INC.	\$151.55		\$151.55	
00134317	15-Sep-16	F6367	FORD CITY	\$59.99		\$59.99	
00134318	15-Sep-16	F7505	FROSTY FRIGERATION, INC.	\$1,805.82		\$1,805.82	
00134319	15-Sep-16	G3484	GILLIG LLC	\$4,359.33		\$4,359.33	
00134320	15-Sep-16	G4290	GLOBAL EQUIPMENT COMPANY	\$483.85		\$483.85	
00134321	15-Sep-16	G6297	MELVIN GOODWIN	\$543.68		\$543.68	
00134322	15-Sep-16	G6300	GOODYEAR TIRE & RUBBER CO	\$112.50		\$112.50	
00134323	15-Sep-16	H3564	HIRERIGHT SOLUTIONS INC.	\$986.32		\$986.32	
00134324	15-Sep-16	I1595	IDENTISYS INCORPORATED	\$677.41		\$677.41	
00134325	15-Sep-16	I4747	ILLINI FS, INC.	\$11,394.90		\$11,394.90	
00134326	15-Sep-16	I4750	ILLINI FIRE EQUIPMENT CO.	\$237.50		\$237.50	
00134327	15-Sep-16	I4751	ILLINI INSTITUTIONAL FOOD	\$427.32		\$427.32	
00134328	15-Sep-16	I4790	ILLINOIS-AMERICAN WATER	\$275.12		\$275.12	
00134329	15-Sep-16	I4828	ILLINOIS HOME PAGE	\$425.00		\$425.00	
00134330	15-Sep-16	I4878	ILLINOIS PUBLIC TRANSPORTATION ASSN.	\$8,500.00		\$8,500.00	
00134331	15-Sep-16	J0320	JANITOR & MAINTENANCE SUPPLIES, INC.	\$479.10		\$479.10	
00134332	15-Sep-16	J6180	ANTHONY D. JOHNSON	\$1,674.00		\$1,674.00	
00134333	15-Sep-16	K2190	KEN'S OIL SERVICE, INC.	\$23,181.65		\$23,181.65	
00134334	15-Sep-16	K3461	JAN M. KIJOWSKI	\$40.00		\$40.00	
00134335	15-Sep-16	L3517	JAMES R. LINGREEN	\$381.26		\$381.26	
00134336	15-Sep-16	L8400	LUDWIG BROS., INC.	\$600.00		\$600.00	
00134337	15-Sep-16	L9642	LYNN A. UMBARGER	\$1,160.00		\$1,160.00	
00134338	15-Sep-16	M1246	MCMASTER-CARR SUPPLY CO.	\$285.82		\$285.82	
00134339	15-Sep-16	M2135	MEIJER	\$525.00		\$525.00	
00134340	15-Sep-16	M2179	MENARD'S	\$240.00		\$240.00	
00134341	15-Sep-16	M2179	MENARD'S	\$30.43		\$30.43	
00134342	15-Sep-16	M2310	MEYER CAPEL	\$1,062.00		\$1,062.00	
00134343	15-Sep-16	M3015	MH EQUIPMENT COMPANY	\$1,801.61		\$1,801.61	
00134344	15-Sep-16	M3408	MIDWEST TRANSIT EQUIPMENT, INC.	\$97.00		\$97.00	
00134345	15-Sep-16	M6162	MOHAWK MFG. & SUPPLY CO.	\$269.20		\$269.20	
00134346	15-Sep-16	M8518	MUNCIE RECLAMATION-SUPPLY	\$256.09		\$256.09	
00134347	15-Sep-16	N0320	NAPA AUTO PARTS	\$145.33		\$145.33	
00134348	15-Sep-16	N2290	NEW FLYER INDUSTRIES	\$2,231.60		\$2,231.60	
00134349	15-Sep-16	N2292	THE AFTERMARKET PARTS COMPANY, LLC.	\$3,402.71		\$3,402.71	
00134350	15-Sep-16	N2295	THE NEWS GAZETTE	\$1,018.00		\$1,018.00	
00134351	15-Sep-16	O7450	ORKIN EXTERMINATING CO.	\$827.18		\$827.18	
00134352	15-Sep-16	P2253	TRACEY PETTIGREW	\$40.00		\$40.00	
00134353	15-Sep-16	P2257	PETTY CASH (MAINTENANCE)	\$374.78		\$374.78	
00134354	15-Sep-16	P2258	PETTY CASH (WELLNESS)	\$165.00		\$165.00	
00134355	15-Sep-16	P3590	STEVE PITTMAN	\$123.50		\$123.50	
00134356	15-Sep-16	P4522	SHERRY HELFER	\$374.12		\$374.12	
00134357	15-Sep-16	P6385	POTTER ELECTRIC SERVICE INC.	\$323.20		\$323.20	
00134358	15-Sep-16	Q8455	QUILL	\$54.18		\$54.18	
00134359	15-Sep-16	R0272	JOSEPH S. RANK	\$40.00		\$40.00	
00134360	15-Sep-16	R2145	217 REHAB & PERFORMANCE CENTER	\$137.49		\$137.49	
00134361	15-Sep-16	R3488	RILCO OF PEORIA, INC.	\$4,284.34		\$4,284.34	
00134362	15-Sep-16	R6120	ROGARDS OFFICE PRODUCTS	\$204.08		\$204.08	
00134363	15-Sep-16	S0060	SAFeworks ILLINOIS	\$1,022.00	\$100.00	\$922.00	
00134364	15-Sep-16	S0078	SAFETY-KLEEN CORP.	\$382.08		\$382.08	
00134365	15-Sep-16	S0254	SAM'S CLUB	\$293.58		\$293.58	
00134366	15-Sep-16	S1143	SCHINDLER ELEVATOR CORP.	\$1,581.57		\$1,581.57	
00134367	15-Sep-16	S3115	DANIEL J. HARTMAN	\$842.00		\$842.00	
00134368	15-Sep-16	S3187	SHOE CARNIVAL, INC.	\$158.70		\$158.70	



**Champaign-Urbana Mass Transit District**  
**Accounts Payable Check Disbursement List**  
**BUSEY BANK OPERATING ACCOUNT**

From Date: 09/01/2016      Thru Date: 09/30/2016

Check #	Check Date	Ref #	Name	Total Paid	C-CARTS Portion	MTD Portion	Voided
00134369	15-Sep-16	S3487	SILVER MACHINE SHOP	\$688.00		\$688.00	
00134370	15-Sep-16	S3499	SIMPLEXGRINNELL LP	\$368.40		\$368.40	
00134371	15-Sep-16	S5192	S.J. SMITH WELDING SUPPLY	\$100.85		\$100.85	
00134372	15-Sep-16	S5516	SNAP-ON INDUSTRIAL	\$202.95		\$202.95	
00134373	15-Sep-16	S8506	JANE M. SULLIVAN	\$40.00		\$40.00	
00134374	15-Sep-16	T0007	TJ'S LAUNDRY & DRY CLEANING	\$165.75		\$165.75	
00134375	15-Sep-16	T2225	TERMINAL SUPPLY COMPANY	\$434.85		\$434.85	
00134376	15-Sep-16	T3189	RAYMOND THOMAS	\$40.00		\$40.00	
00134377	15-Sep-16	T7590	TRUCK CENTERS, INC.	\$735.54		\$735.54	
00134378	15-Sep-16	U5180	UNITED PARCEL SERVICE	\$80.52		\$80.52	
00134379	15-Sep-16	U5996	UNIVERSITY OF ILLINOIS	\$433.00		\$433.00	
00134380	15-Sep-16	U7357	CITY OF URBANA	\$3,758.54		\$3,758.54	
00134381	15-Sep-16	U7385	URBANA TRUE TIRES	\$1,065.18		\$1,065.18	
00134382	15-Sep-16	U7653	US BANK VENDOR SERVICES	\$1,810.46	\$107.90	\$1,702.56	
00134383	15-Sep-16	V2233	VERIZON WIRELESS	\$578.42		\$578.42	
00134384	15-Sep-16	V6271	MONICA VONNER	\$293.02		\$293.02	
00134385	15-Sep-16	W0003	WCIA-CHANNEL 3	\$1,400.00		\$1,400.00	
00134386	15-Sep-16	W0005	WDWS/WHMS/WUIL RADIO	\$487.00		\$487.00	
00134387	15-Sep-16	W0175	WALMART	\$0.00		\$0.00	X
00134388	15-Sep-16	W3455	UIF/WILL	\$470.00		\$470.00	
00134389	15-Sep-16	W3485	CHARLES A. WILSON	\$69.00		\$69.00	
00134390	15-Sep-16	W3588	PETER WITTMAN	\$298.18		\$298.18	
00134391	15-Sep-16	W7421	JEFFERY G. WRIGHT	\$717.74		\$717.74	
00134392	15-Sep-16	W8564	WURTH USA MIDWEST, INC.	\$211.91		\$211.91	
00134393	15-Sep-16	Y2150	YELLOW TRANSPORT, LTD.	\$10,047.74		\$10,047.74	
00134394	15-Sep-16	C2172	CMS/LGHP	\$371,789.00	\$2,847.00	\$368,942.00	
00134395	22-Sep-16	A0030	A & R SERVICES, INC.	\$459.84		\$459.84	
00134396	22-Sep-16	A0865	ABSOPURE WATER COMPANY	\$42.70		\$42.70	
00134397	22-Sep-16	A4804	ALPHA CONTROLS & SERVICES LLC	\$270.00		\$270.00	
00134398	22-Sep-16	A8100	TAG WAREHOUSE, LLC	\$240.00		\$240.00	
00134399	22-Sep-16	B0433	DREW BARGMANN	\$120.00		\$120.00	
00134400	22-Sep-16	B2180	BENEFIT PLANNING CONSULTANTS, INC.	\$954.00		\$954.00	
00134401	22-Sep-16	B2227	BERG TANKS	\$250.00		\$250.00	
00134402	22-Sep-16	B4577	BLDD ARCHITECTS	\$2,740.00		\$2,740.00	
00134403	22-Sep-16	B8500	BUMPER TO BUMPER	\$318.75		\$318.75	
00134404	22-Sep-16	C0410	** CAVALRY PORTFOLIO SERVICES, LLC	\$250.74		\$250.74	
00134405	22-Sep-16	C2165	CENTRAL ILLINOIS TRUCKS	\$1,886.25		\$1,886.25	
00134406	22-Sep-16	C30491	CHAMPAIGN COUNTY EMERGENCY MGT AGENCY	\$400.00		\$400.00	
00134407	22-Sep-16	C3100	CHELSEA FINANCIAL GROUP, LTD.	\$20,764.01		\$20,764.01	
00134408	22-Sep-16	C4514	CLARKE POWER SERVICES, INC.	\$8,991.43		\$8,991.43	
00134409	22-Sep-16	C4588	CLEAN THE UNIFORM COMPANY HIGHLAND	\$552.62		\$552.62	
00134410	22-Sep-16	C4675	CLIFTONLARSONALLEN LLP	\$1,325.00		\$1,325.00	
00134411	22-Sep-16	C6257	** MARSHA L. COMBS-SKINNER	\$290.76		\$290.76	
00134412	22-Sep-16	C6263	COMCAST CABLE	\$139.95		\$139.95	
00134413	22-Sep-16	C6284	CONSOLIDATED COMMUNICATIONS ENTERPRISE S	\$1,219.28	\$54.20	\$1,165.08	
00134414	22-Sep-16	C6684	CONSTELLATION ENERGY SERV - NATURAL GAS	\$1,148.85		\$1,148.85	
00134415	22-Sep-16	D0423	DAVE & HARRY LOCKSMITHS	\$280.84		\$280.84	
00134416	22-Sep-16	D2848	DETAILER'S TRAINING	\$209.85		\$209.85	
00134417	22-Sep-16	D2850	DEVELOPMENTAL SERVICES	\$37,349.50		\$37,349.50	
00134418	22-Sep-16	F0365	FASTENAL COMPANY	\$294.48		\$294.48	
00134419	22-Sep-16	F0367	FASTENERS ETC., INC.	\$31.87		\$31.87	
00134420	22-Sep-16	F4595	FLEET-NET CORPORATION	\$2,160.00		\$2,160.00	
00134421	22-Sep-16	F6367	FORD CITY	\$637.56		\$637.56	
00134422	22-Sep-16	F6368	** FORD MOTOR CREDIT COMPANY LLC	\$575.52		\$575.52	
00134423	22-Sep-16	G6290	ANNETTE GOODRICH	\$40.00		\$40.00	
00134424	22-Sep-16	G6297	MELVIN GOODWIN	\$543.68		\$543.68	
00134425	22-Sep-16	G6445	GOVCONNECTION, INC	\$190.00		\$190.00	
00134426	22-Sep-16	H6105	DR. WILLIAM HOFF	\$225.00		\$225.00	
00134427	22-Sep-16	I0025	** VANTAGEPOINT TRANSFER AGENTS - 301281	\$26,277.24		\$26,277.24	
00134428	22-Sep-16	I4747	ILLINI FS, INC.	\$22,140.79		\$22,140.79	
00134429	22-Sep-16	I7640	** ISAC	\$84.44		\$84.44	
00134430	22-Sep-16	I7667	ISAKSEN GLERUM WACHTER, LLC	\$5,250.00		\$5,250.00	
00134431	22-Sep-16	J0320	JANITOR & MAINTENANCE SUPPLIES, INC.	\$279.65		\$279.65	

**Champaign-Urbana Mass Transit District**  
**Accounts Payable Check Disbursement List**  
**BUSEY BANK OPERATING ACCOUNT**

From Date: 09/01/2016      Thru Date: 09/30/2016

Check #	Check Date	Ref #	Name	Total Paid	C-CARTS Portion	MTD Portion	Voided
00134432	22-Sep-16	K2190	KEN'S OIL SERVICE, INC.	\$11,704.76		\$11,704.76	
00134433	22-Sep-16	L3395	LIFE FITNESS	\$1,517.60		\$1,517.60	
00134434	22-Sep-16	L6285	LOOMIS	\$265.71		\$265.71	
00134435	22-Sep-16	L6446	LOWE'S	\$37.97		\$37.97	
00134436	22-Sep-16	M0377	MARTIN ONE SOURCE	\$952.00		\$952.00	
00134437	22-Sep-16	M1269	MCS OFFICE TECHNOLOGIES	\$5,435.00		\$5,435.00	
00134438	22-Sep-16	M2179	MENARD'S	\$82.31		\$82.31	
00134439	22-Sep-16	M3375	MID ILLINOIS DEVELOPMENT, LLC	\$8,835.00	\$3,000.00	\$5,835.00	
00134440	22-Sep-16	M3408	MIDWEST TRANSIT EQUIPMENT, INC.	\$620.00		\$620.00	
00134441	22-Sep-16	M8518	MUNCIE RECLAMATION-SUPPLY	\$111.30		\$111.30	
00134442	22-Sep-16	M9570	CFM INTERNATIONAL	\$739.00		\$739.00	
00134443	22-Sep-16	N0320	NAPA AUTO PARTS	\$478.00		\$478.00	
00134444	22-Sep-16	N9686	** NYS CHILD SUPPORT PROCESSING CENTER	\$60.00		\$60.00	
00134445	22-Sep-16	P2256	PETTY CASH (CHANGE FUND)	\$98.00		\$98.00	
00134446	22-Sep-16	P2258	PETTY CASH (WELLNESS)	\$1,895.00		\$1,895.00	
00134447	22-Sep-16	P3646	ON THE JOB CONSULTING, INC.	\$7,540.00		\$7,540.00	
00134448	22-Sep-16	P7379	** PRESTIGE FINANCIAL SERVICES, INC.	\$442.35		\$442.35	
00134449	22-Sep-16	Q8455	QUILL	\$122.49		\$122.49	
00134450	22-Sep-16	R2320	REYNOLDS TOWING SERVICE	\$520.00		\$520.00	
00134451	22-Sep-16	R6120	ROGARDS OFFICE PRODUCTS	\$232.26	\$22.00	\$210.26	
00134452	22-Sep-16	R6482	MICHAEL JOSEPH ROYSE	\$4,500.00		\$4,500.00	
00134453	22-Sep-16	S0060	SAFEWORKS ILLINOIS	\$854.00	\$100.00	\$754.00	
00134454	22-Sep-16	S0078	SAFETY-KLEEN CORP.	\$742.66		\$742.66	
00134455	22-Sep-16	S3006	ADAM C. SHANKS	\$40.00		\$40.00	
00134456	22-Sep-16	S3115	DANIEL J. HARTMAN	\$277.67		\$277.67	
00134457	22-Sep-16	S3187	SHOE CARNIVAL, INC.	\$169.96		\$169.96	
00134458	22-Sep-16	S3487	SILVER MACHINE SHOP	\$138.00		\$138.00	
00134459	22-Sep-16	S3500	SIMPLIFIED COMPUTERS	\$180.00		\$180.00	
00134460	22-Sep-16	S5192	S.J. SMITH WELDING SUPPLY	\$263.21		\$263.21	
00134461	22-Sep-16	S5981	AMY L. SNYDER	\$2,045.41		\$2,045.41	
00134462	22-Sep-16	S6058	SOCIETY HUMAN RESOURCES	\$190.00		\$190.00	
00134463	22-Sep-16	S8508	SULLIVAN-PARKHILL	\$67.68		\$67.68	
00134464	22-Sep-16	T0007	TJ'S LAUNDRY & DRY CLEANING	\$110.50		\$110.50	
00134465	22-Sep-16	T2225	TERMINAL SUPPLY COMPANY	\$534.84		\$534.84	
00134466	22-Sep-16	T3190	THOMAS, MAMER & HAUGHEY	\$230.00		\$230.00	
00134467	22-Sep-16	T7590	TRUCK CENTERS, INC.	\$547.52		\$547.52	
00134468	22-Sep-16	U5998	UNIVERSITY OF ILLINOIS	\$11,797.33		\$11,797.33	
00134469	22-Sep-16	U7359	** URBANA MUNICIPAL EMPL. CREDIT UNION	\$34,575.21		\$34,575.21	
00134470	22-Sep-16	V0265	PATRICK VAN MATRE	\$32.69		\$32.69	
00134471	22-Sep-16	V0269	TOU VANNARATH	\$44.69		\$44.69	
00134472	22-Sep-16	V6271	MONICA VONNER	\$293.02		\$293.02	
00134473	22-Sep-16	W0100	WAKPAMNI LAKE COMMUNITY CORP	\$107.25		\$107.25	
00134474	22-Sep-16	W3126	TODD WHITT	\$230.00		\$230.00	
00134475	22-Sep-16	W3588	PETER WITTMAN	\$298.18		\$298.18	
00134476	22-Sep-16	W7421	JEFFERY G. WRIGHT	\$717.74		\$717.74	
00134477	22-Sep-16	Z2155	ZELLER DIGITAL INNOVATIONS	\$1,005.00		\$1,005.00	
00134478	22-Sep-16	Z2333	ZF SERVICES NORTH AMERICA, LLC	\$385.52		\$385.52	
00134479	22-Sep-16	S8031	STATE FIRE MARSHALL	\$70.00		\$70.00	
00134480	29-Sep-16	A0025	A.N.F. ELECTRIC, INC.	\$262.50		\$262.50	
00134481	29-Sep-16	A1934	ADVANCE AUTO PARTS	\$46.88		\$46.88	
00134482	29-Sep-16	A4702	ALL AMERICAN AIR FILTERS, INC.	\$335.90		\$335.90	
00134483	29-Sep-16	A4804	ALPHA CONTROLS & SERVICES LLC	\$145.00		\$145.00	
00134484	29-Sep-16	A5085	AMERENIP	\$43.79		\$43.79	
00134485	29-Sep-16	A7910	ASSURITY LIFE INSURANCE	\$331.85		\$331.85	
00134486	29-Sep-16	A8007	AT & T	\$124.36		\$124.36	
00134487	29-Sep-16	B2227	BERG TANKS	\$540.00		\$540.00	
00134488	29-Sep-16	B4510	BLACK & COMPANY	\$160.02		\$160.02	
00134489	29-Sep-16	B4910	JASON BLUNIER	\$40.00		\$40.00	
00134490	29-Sep-16	C0361	CARLE FOUNDATION HOSPITAL	\$122.52		\$122.52	
00134491	29-Sep-16	C0363	CARLE PHYSICIAN GROUP	\$447.86		\$447.86	
00134492	29-Sep-16	C1560	CDC PAPER & JANITOR	\$689.65		\$689.65	
00134493	29-Sep-16	C2165	CENTRAL ILLINOIS TRUCKS	\$427.07		\$427.07	
00134494	29-Sep-16	C3058	CHAMPAIGN DO-IT-BEST AND	\$32.18		\$32.18	

**Champaign-Urbana Mass Transit District**  
**Accounts Payable Check Disbursement List**  
**BUSEY BANK OPERATING ACCOUNT**

From Date: 09/01/2016      Thru Date: 09/30/2016

Check #	Check Date	Ref #	Name	Total Paid	C-CARTS Portion	MTD Portion	Voided
00134495	29-Sep-16	C3072	VILAIVONE GRIMM	\$40.00		\$40.00	
00134496	29-Sep-16	C3105	CHEMICAL MAINTENANCE INC.	\$454.72		\$454.72	
00134497	29-Sep-16	C3240	CHRISTIE CLINIC	\$482.13		\$482.13	
00134498	29-Sep-16	C4514	CLARKE POWER SERVICES, INC.	\$304.75		\$304.75	
00134499	29-Sep-16	C4585	CLEAN EXHAUST SPECIALIST LLC	\$208.74		\$208.74	
00134500	29-Sep-16	C4588	CLEAN THE UNIFORM COMPANY HIGHLAND	\$328.15		\$328.15	
00134501	29-Sep-16	C6258	COLUMBIA STREET ROASTERY	\$211.50		\$211.50	
00134502	29-Sep-16	C6262	** COMBINED CHARITABLE CAMPAIGN	\$5,183.88		\$5,183.88	
00134503	29-Sep-16	C6263	COMCAST CABLE	\$186.96		\$186.96	
00134504	29-Sep-16	C6271	COMP MC	\$388.59		\$388.59	
00134505	29-Sep-16	C8515	MARK L. CUNNINGHAM	\$40.00		\$40.00	
00134506	29-Sep-16	D0404	BRIAN D. DAUBE	\$80.93		\$80.93	
00134507	29-Sep-16	D0423	DAVE & HARRY LOCKSMITHS	\$541.47		\$541.47	
00134508	29-Sep-16	D2848	DETAILER'S TRAINING	\$209.85		\$209.85	
00134509	29-Sep-16	D2942	DEX	\$301.20		\$301.20	
00134510	29-Sep-16	F0305	FARM & FLEET	\$40.74		\$40.74	
00134511	29-Sep-16	F0365	FASTENAL COMPANY	\$155.05		\$155.05	
00134512	29-Sep-16	F2013	F.E. MORAN, INC.	\$202.50		\$202.50	
00134513	29-Sep-16	F6367	FORD CITY	\$95.68	\$42.29	\$53.39	
00134514	29-Sep-16	G2320	GETZ FIRE EQUIPMENT CO.	\$471.30		\$471.30	
00134515	29-Sep-16	G3484	GILLIG LLC	\$998.52		\$998.52	
00134516	29-Sep-16	G4290	GLOBAL EQUIPMENT COMPANY	\$1,926.61		\$1,926.61	
00134517	29-Sep-16	G5519	KARL P. GNADT	\$1,552.95		\$1,552.95	
00134518	29-Sep-16	G6297	MELVIN GOODWIN	\$543.68		\$543.68	
00134519	29-Sep-16	G7341	SUSAN GREER	\$40.00		\$40.00	
00134520	29-Sep-16	H2150	LARRY HELM	\$40.00		\$40.00	
00134521	29-Sep-16	H3360	HIBU INC.	\$118.00		\$118.00	
00134522	29-Sep-16	I4747	ILLINI FS, INC.	\$168.00		\$168.00	
00134523	29-Sep-16	I4790	ILLINOIS-AMERICAN WATER	\$562.51		\$562.51	
00134524	29-Sep-16	I4824	ILLINOIS DEPARTMENT EMPLOYMENT SECURITY	\$3,487.93	\$541.74	\$2,946.19	
00134525	29-Sep-16	I5758	INIT INC.	\$1,782.70		\$1,782.70	
00134526	29-Sep-16	I7667	ISAKSEN GLERUM WACHTER, LLC	\$170,845.00		\$170,845.00	
00134527	29-Sep-16	J0320	JANITOR & MAINTENANCE SUPPLIES, INC.	\$289.75		\$289.75	
00134528	29-Sep-16	K2190	KEN'S OIL SERVICE, INC.	\$11,460.74		\$11,460.74	
00134529	29-Sep-16	L0440	LAWSON PRODUCTS, INC.	\$63.00		\$63.00	
00134530	29-Sep-16	L3504	THE LINCOLN NATIONAL LIFE INSURANCE CO.	\$2,666.15	\$2.75	\$2,663.40	
00134531	29-Sep-16	L3506	PATRICK LINDSTROM	\$129.84		\$129.84	
00134532	29-Sep-16	M2179	MENARD'S	\$118.88		\$118.88	
00134533	29-Sep-16	M3015	MH EQUIPMENT COMPANY	\$1,812.30		\$1,812.30	
00134534	29-Sep-16	M3406L	MIDWEST ORTHOPAEDICS AT RUSH	\$600.00		\$600.00	
00134535	29-Sep-16	M3408	MIDWEST TRANSIT EQUIPMENT, INC.	\$1,064.02		\$1,064.02	
00134536	29-Sep-16	M6162	MOHAWK MFG. & SUPPLY CO.	\$488.80		\$488.80	
00134537	29-Sep-16	M6336	ROBERT MORRIS	\$270.00		\$270.00	
00134538	29-Sep-16	M8518	MUNCIE RECLAMATION-SUPPLY	\$1,390.00		\$1,390.00	
00134539	29-Sep-16	N0320	NAPA AUTO PARTS	\$22.10	\$10.18	\$11.92	
00134540	29-Sep-16	N0387	NATIONAL COATINGS & SUPPLIES	\$518.11		\$518.11	
00134541	29-Sep-16	N2292	THE AFTERMARKET PARTS COMPANY, LLC.	\$0.00		\$0.00	X
00134542	29-Sep-16	N2292	THE AFTERMARKET PARTS COMPANY, LLC.	\$14,392.15		\$14,392.15	
00134543	29-Sep-16	P0017	P.E.C. COMMUNICATIONS	\$1,300.00		\$1,300.00	
00134544	29-Sep-16	P2253	TRACEY PETTIGREW	\$40.00		\$40.00	
00134545	29-Sep-16	P2255	PETTY CASH (GENERAL FUND)	\$702.40		\$702.40	
00134546	29-Sep-16	P7585	** PRUDENTIAL INSURANCE CO.	\$13.00		\$13.00	
00134547	29-Sep-16	R0080	RADIO SHACK	\$79.98		\$79.98	
00134548	29-Sep-16	R0272	JOSEPH S. RANK	\$2,210.86		\$2,210.86	
00134549	29-Sep-16	R2015	REPUBLIC SERVICES	\$1,876.48		\$1,876.48	
00134550	29-Sep-16	R3488	RILCO OF PEORIA, INC.	\$4,377.11		\$4,377.11	
00134551	29-Sep-16	R6120	ROGARDS OFFICE PRODUCTS	\$123.62	\$13.63	\$109.99	
00134552	29-Sep-16	R6375	ROSS & WHITE COMPANY	\$1,873.92		\$1,873.92	
00134553	29-Sep-16	S2020	DONAVYN L. SEAY	\$40.00		\$40.00	
00134554	29-Sep-16	S3115	DANIEL J. HARTMAN	\$642.00		\$642.00	
00134555	29-Sep-16	S3187	SHOE CARNIVAL, INC.	\$119.96		\$119.96	
00134556	29-Sep-16	S3487	SILVER MACHINE SHOP	\$72.00		\$72.00	
00134557	29-Sep-16	S5191	STUART SMITH	\$80.00		\$80.00	

**Champaign-Urbana Mass Transit District**  
**Accounts Payable Check Disbursement List**  
**BUSEY BANK OPERATING ACCOUNT**

From Date: 09/01/2016      Thru Date: 09/30/2016

Check #	Check Date	Ref #	Name	Total Paid	C-CARTS Portion	MTD Portion	Voided
00134558	29-Sep-16	S5981	AMY L. SNYDER	\$631.16		\$631.16	
00134559	29-Sep-16	T0007	TJ'S LAUNDRY & DRY CLEANING	\$55.25		\$55.25	
00134560	29-Sep-16	T2225	TERMINAL SUPPLY COMPANY	\$18.81		\$18.81	
00134561	29-Sep-16	T3063	THERMO KING OF INDIANA	\$137.07		\$137.07	
00134562	29-Sep-16	T3189	RAYMOND THOMAS	\$40.00		\$40.00	
00134563	29-Sep-16	T7455	TRIUNE HEALTH GROUP	\$1,778.67		\$1,778.67	
00134564	29-Sep-16	T7585	TRUGREEN CHEMLAWN	\$235.20		\$235.20	
00134565	29-Sep-16	T7590	TRUCK CENTERS, INC.	\$645.86		\$645.86	
00134566	29-Sep-16	U5180	UNITED PARCEL SERVICE	\$74.50		\$74.50	
00134567	29-Sep-16	U7385	** URBANA TRUE TIRES	\$18.00	\$18.00	\$0.00	
00134568	29-Sep-16	W3500	WIMACTEL INC.	\$13.64		\$13.64	
00134569	29-Sep-16	W3588	PETER WITTMAN	\$298.18		\$298.18	
00134570	29-Sep-16	W7421	JEFFERY G. WRIGHT	\$717.74		\$717.74	
00134571	29-Sep-16	V6271	MONICA VONNER	\$209.30		\$209.30	
09091610	09-Sep-16	I4830	** I.M.R.F.	\$3,683.79	\$3,683.79	\$0.00	
09092016	09-Sep-16	I4830	I.M.R.F.	\$229,305.10		\$229,305.10	
09101610	09-Sep-16	I5862	** INTERNAL REVENUE SERVICE	\$2,642.51	\$2,642.51	\$0.00	
09102016	09-Sep-16	I5862	INTERNAL REVENUE SERVICE	\$161,443.05		\$161,443.05	
09112016	08-Sep-16	S8030	** STATES DISBURSEMENT UNIT	\$2,734.29		\$2,734.29	
09121610	09-Sep-16	I4826	** ILLINOIS DEPT. OF REVENUE	\$402.81	\$402.81	\$0.00	
09122016	09-Sep-16	I4826	** ILLINOIS DEPT. OF REVENUE	\$20,587.33		\$20,587.33	
09142016	14-Sep-16	I4830	I.M.R.F.	\$13,813.64		\$13,813.64	
09212016	21-Sep-16	S8030	** STATES DISBURSEMENT UNIT	\$2,734.29		\$2,734.29	
09231610	23-Sep-16	I5862	** INTERNAL REVENUE SERVICE	\$2,119.04	\$2,119.04	\$0.00	
09232016	23-Sep-16	I5862	INTERNAL REVENUE SERVICE	\$159,715.10		\$159,715.10	
09241610	23-Sep-16	I4826	** WAGE LEVY UNIT	\$336.96	\$336.96	\$0.00	
09242016	23-Sep-16	I4826	WAGE LEVY UNIT	\$20,423.53		\$20,423.53	
				\$7,774,922.97	\$26,992.53	\$7,747,930.44	

**Champaign Urbana Mass Transit District**  
**Accounts Payable Check Disbursement List**

Checking Account #: 011-8189-0

FLEX CHECKING-BUSEY BANK

From Date: 09/30/2016

Thru Date: 09/30/2016

---

Check #	Check Date	Ref #	Name	Amount	Voided
09302016	9/30/2016	F4640	FLEX-EMPLOYEE REIMB.	\$8,489.12	
				<b>Total:</b>	
				\$8,489.12	

---



Financial Information	Fiscal Year 2017				
	1st Quarter	2nd Quarter	3rd Quarter	4th Quarter	Fiscal Year to Date
	Actual	Actual	Actual	Actual	Actual
Total Expenses (-)	\$159,020.35				\$159,020.35
Passenger Revenue (+)	\$15,579.45				\$15,579.45
IDOT Reimbursement (+) (DOAP & 5311 Funding)	\$143,440.90				\$143,440.90
Balance	\$0.00	\$0.00	\$0.00	\$0.00	\$0.00

Other Information	Fiscal Year 2017				
	1st Quarter	2nd Quarter	3rd Quarter	4th Quarter	Fiscal Year to Date
CUMTD G&A Hours	382				382
CUMTD G&A Cost	\$16,523.32				\$16,523.32
Ridership	5,642				5,642
Revenue Miles	95,659				95,659
Revenue Hours	4,221				4,221



## Account Summary

Basic Securities Account

CHAMPAIGN URBANA MASS TRANSIT DIST  
C/O KARL GNADT, BRENDA E EILBRACHT

### CHANGE IN VALUE OF YOUR ACCOUNTS (includes accrued interest)

	This Period (9/1/16-9/30/16)	This Year (1/1/16-9/30/16)
<b>TOTAL BEGINNING VALUE</b>	<b>\$5,423,128.84</b>	<b>\$5,343,026.89</b>
Credits	---	---
Debits	---	---
Security Transfers	---	---
<b>Net Credits/Debits/Transfers</b>	<b>---</b>	<b>---</b>
<b>Change in Value</b>	<b>4,203.34</b>	<b>84,305.29</b>
<b>TOTAL ENDING VALUE</b>	<b>\$5,427,332.18</b>	<b>\$5,427,332.18</b>

### CHANGE IN VALUE OVER TIME

The display of market value (total account value) and net invested capital (total amount invested minus total withdrawn), demonstrates the impact of deposits and withdrawals.




This graph does not reflect corrections to Net Invested Capital or Market Value made subsequent to the dates depicted. It may exclude transactions in Annuities or positions where we are not the custodian, which could delay the reporting of Market Value or affect the Net Invested Capital.

### ASSET ALLOCATION (includes accrued interest)

	Market Value	Percentage
Cash	\$41,929.06	0.77
Fixed Income & Preferreds	5,385,403.12	99.23
<b>TOTAL VALUE</b>	<b>\$5,427,332.18</b>	<b>100.00%</b>

FDIC rules apply and Bank Deposits are eligible for FDIC insurance but are not covered by SIPC. Cash and securities (including MMFs) are eligible for SIPC coverage. See Expanded Disclosures. Values may include assets externally held, which are provided to you as a courtesy, and may not be covered by SIPC. For additional information, refer to the corresponding section of this statement.



This asset allocation represents holdings on a trade date basis, and projected settled Cash/BDP and MMF balances. These classifications do not constitute a recommendation and may differ from the classification of instruments for regulatory or tax purposes.

Basic Securities Account

CHAMPAIGN URBANA MASS TRANSIT DIST  
C/O KARL GNADT, BRENDA E EILBRACHT

Account Summary

BALANCE SHEET (^ includes accrued interest)

	Last Period (as of 8/31/16)	This Period (as of 9/30/16)
Cash, BDP, MMFs	\$37,601.62	\$41,929.06
Certificates of Deposit ^	5,385,527.22	5,385,403.12
<b>Total Assets</b>	<b>\$5,423,128.84</b>	<b>\$5,427,332.18</b>
<b>Total Liabilities</b> (outstanding balance)	—	—
<b>TOTAL VALUE</b>	<b>\$5,423,128.84</b>	<b>\$5,427,332.18</b>

INCOME AND DISTRIBUTION SUMMARY

	This Period (9/1/16-9/30/16)	This Year (1/1/16-9/30/16)
Interest	\$4,327.44	\$34,966.11
<b>Total Taxable Income And Distributions</b>	<b>\$4,327.44</b>	<b>\$34,966.11</b>
<b>Total Tax-Exempt Income</b>	—	—
<b>TOTAL INCOME AND DISTRIBUTIONS</b>	<b>\$4,327.44</b>	<b>\$34,966.11</b>

Taxable and tax exempt income classifications are based on the characteristics of the underlying securities and not the taxable status of the account.

ADDITIONAL ACCOUNT INFORMATION

Category	This Period (9/1/16-9/30/16)	This Year (1/1/16-9/30/16)
Accrued Interest Paid	—	\$111.30

CASH FLOW

	This Period (9/1/16-9/30/16)	This Year (1/1/16-9/30/16)
<b>OPENING CASH, BDP, MMFs</b>	<b>\$37,601.62</b>	<b>\$8,099.25</b>
Purchases	—	(1,001,136.30)
Sales and Redemptions	—	1,000,000.00
Income and Distributions	4,327.44	34,966.11
<b>Total Investment Related Activity</b>	<b>\$4,327.44</b>	<b>\$33,829.81</b>
<b>Total Cash Related Activity</b>	—	—
<b>CLOSING CASH, BDP, MMFs</b>	<b>\$41,929.06</b>	<b>\$41,929.06</b>

GAIN/(LOSS) SUMMARY

	Realized This Period (9/1/16-9/30/16)	Realized This Year (1/1/16-9/30/16)	Unrealized inception to Date (as of 9/30/16)
Short-Term Gain	—	—	\$24,987.03
Short-Term (Loss)	—	(50.00)	—
<b>Total Short-Term</b>	—	<b>\$(50.00)</b>	<b>\$24,987.03</b>
Long-Term Gain	—	—	5,700.00
<b>TOTAL GAIN/(LOSS)</b>	—	<b>\$(50.00)</b>	<b>\$30,687.03</b>

The Gain/(Loss) Summary, which may change due to basis adjustments, is provided for informational purposes and should not be used for tax preparation. Refer to Gain/(Loss) in the Expanded Disclosures.





Account Detail

Basic Securities Account

CHAMPAIGN URBANA MASS TRANSIT DIST  
C/O KARL GNADT, BRENDA E EILBRACHT

Investment Objectives†: Income, Aggressive Income, Capital Appreciation

Brokerage Account

† Inform us if your investment objectives, as defined in the Expanded Disclosures, change.

HOLDINGS

This section reflects positions purchased/sold on a trade date basis. "Market Value" and "Unrealized Gain/(Loss)" may not reflect the value that could be obtained in the market. Fixed Income securities are sorted by maturity or pre-refunding date, and alphabetically within date. Estimated Annual Income a) is calculated on a pre-tax basis, b) does not include any reduction for applicable non-US withholding taxes, c) may include return of principal or capital gains which could overstate such estimates, and d) for securities that have a defined maturity date within the next 12 months, is reflected only through maturity date. Actual income or yield may be lower or higher than the estimates. Current yield reflects the income generated by an investment, and does not reflect changes in its price. Structured Investments, identified on the Position Description Details line as "Asset Class: Struct Inv," may appear in various statement product categories. When displayed, the accrued interest, annual income and current yield for those with a contingent income feature (e.g., Range Accrual Notes or Contingent Income Notes) are estimates and assume specified accrual conditions are met during the relevant period and payment in full of all contingent interest. For Floating Rate Securities, the accrued interest, annual income and current yield are estimates based on the current floating coupon rate and may not reflect historic rates within the accrual period.

CASH, BANK DEPOSIT PROGRAM AND MONEY MARKET FUNDS

Cash, Bank Deposit Program, and Money Market Funds are generally displayed on a settlement date basis. You have the right to instruct us to liquidate your bank deposit balance(s) or shares of any money market fund balance(s) at any time and have the proceeds of such liquidation remitted to you. Estimated Annual Income, Accrued Interest, and APY% will only be displayed for fully settled positions.

Description	Market Value	7-Day Current Yield %	Est Ann Income	APY %
MORGAN STANLEY BANK N.A. #	\$41,929.06	---	\$8.00	0.020
<hr/>				
	Market Value		Est Ann Income	
CASH, BDP, AND MMFs	\$41,929.06	0.77%	\$8.00	

# Bank Deposits are held at Morgan Stanley Bank, N.A. and/or Morgan Stanley Private Bank, National Association, affiliates of Morgan Stanley Smith Barney LLC and each a national bank and FDIC member.

CERTIFICATES OF DEPOSIT

Security Description	Trade Date	Face Value	Orig Unit Cost Adj Unit Cost	Unit Price	Orig Total Cost Adj Total Cost	Market Value	Unrealized Gain/(Loss)	Est Ann Income Accrued Interest	Current Yield %
TRANS ALLIANCE CD OGDEN UT CD	4/2/15	250,000.000	\$100.000	\$100.001	\$250,000.00				
Coupon Rate 0.600%; Matures 10/07/2016; CUSIP 89387W7J8									
Interest Paid Monthly May 08; Yield to Maturity .551%; Issued 04/08/15; Maturity Value = \$250,000.00; Asset Class: FI & Pref									
TCF SIOUX FALLS SD CD	4/2/15	250,000.000	100.000	100.004	250,000.00				
Coupon Rate 0.500%; Matures 10/11/2016; CUSIP 872278LS3									
Int. Semi-Annually Apr/Oct 08; Issued 04/08/15; Maturity Value = \$250,000.00; Asset Class: FI & Pref									
Merrick Bank SOUTH JORDAN UT CD	4/2/15	250,000.000	100.000	100.005	250,000.00				
Coupon Rate 0.550%; Matures 10/12/2016; CUSIP 59013JDW6									
Interest Paid Monthly May 09; Issued 04/09/15; Maturity Value = \$250,000.00; Asset Class: FI & Pref									

Basic Securities Account

CHAMPAIGN URBANA MASS TRANSIT DIST  
C/O KARL GNADT, BRENDA E EILBRACHT

Account Detail

Security Description	Trade Date	Face Value	Orig Unit Cost Adj Unit Cost	Unit Price	Orig Total Cost Adj Total Cost	Market Value	Unrealized Gain/(Loss)	Est Ann Income Accrued Interest	Current Yield %
<b>COMMUNITY &amp; SOUTH ATLANTA GA CD</b> Coupon Rate 0.600%; Matures 10/14/2016; CUSIP 20344CAH9 <i>Int. Semi-Annually Apr/Oct 15; Issued 04/15/15; Maturity Value = \$250,000.00; Asset Class: FI &amp; Pref</i>	4/2/15	250,000.000	100.000 100.000	100.004	250,000.00 250,000.00	<b>250,010.00</b>	10.00 LT	688.52	
<b>apple MANHASSET NY CD</b> Coupon Rate 0.450%; Matures 10/24/2016; CUSIP 03784JHE7 <i>Int. Semi-Annually Apr/Oct 22; Yield to Maturity .450%; Issued 04/22/15; Maturity Value = \$250,000.00; Asset Class: FI &amp; Pref</i>	4/2/15	250,000.000	100.000 100.000	100.000	250,000.00 250,000.00	<b>250,000.00</b>	0.00 LT	563.00 494.87	0.22
<b>SYNOVUS BANK CD COLUMBUS GA CD</b> Coupon Rate 0.800%; Matures 04/10/2017; CUSIP 87164DGY0 <i>Int. Semi-Annually Apr/Oct 09; Issued 04/09/15; Maturity Value = \$250,000.00; Asset Class: FI &amp; Pref</i>	4/2/15	250,000.000	100.000 100.000	100.202	250,000.00 250,000.00	<b>250,505.00</b>	505.00 LT	2,000.00 950.81	0.79
<b>discover GREENWOOD DE CD</b> Coupon Rate 0.850%; Matures 04/10/2017; CUSIP 254672LJ5 <i>Int. Semi-Annually Apr/Oct 08; Issued 04/08/15; Maturity Value = \$250,000.00; Asset Class: FI &amp; Pref</i>	4/2/15	250,000.000	100.000 100.000	100.197	250,000.00 250,000.00	<b>250,492.50</b>	492.50 LT	2,125.00 1,016.05	0.84
<b>EVERBANK CD JACKSONVILLE FL CD</b> Coupon Rate 0.800%; Matures 04/13/2017; CUSIP 29976DWW2 <i>Int. Semi-Annually Apr/Oct 15; Issued 04/15/15; Maturity Value = \$250,000.00; Asset Class: FI &amp; Pref</i>	4/2/15	250,000.000	100.000 100.000	100.204	250,000.00 250,000.00	<b>250,510.00</b>	510.00 LT	1,000.00 918.03	0.39
<b>Peoples United BRIDGEPORT CT CD</b> Coupon Rate 0.750%; Matures 04/17/2017; CUSIP 71270QMQ6 <i>Int. Semi-Annually Apr/Oct 15; Issued 04/15/15; Maturity Value = \$250,000.00; Asset Class: FI &amp; Pref</i>	4/2/15	250,000.000	100.000 100.000	100.207	250,000.00 250,000.00	<b>250,517.50</b>	517.50 LT	1,875.00 860.65	0.74
<b>INVESTORS SVGS BK SHORT HILLS NJ CD</b> Coupon Rate 0.750%; Matures 06/28/2017; CUSIP 46176PEX9 <i>Int. Semi-Annually Mar/Sep 28; Issued 03/28/16; Maturity Value = \$250,000.00; Asset Class: FI &amp; Pref</i>	4/5/16	250,000.000	100.190 100.116	100.212	250,475.00 250,289.18	<b>250,530.00</b>	240.82 ST	938.00 10.35	0.37
<b>GEORGIA BANK CD AUGUSTA GA CD</b> Coupon Rate 0.800%; Matures 07/24/2017; CUSIP 373128FG7 <i>Interest Paid Monthly May 24; Issued 04/24/15; Maturity Value = \$250,000.00; Asset Class: FI &amp; Pref</i>	4/2/15	250,000.000	100.000 100.000	100.354	250,000.00 250,000.00	<b>250,885.00</b>	885.00 LT	1,667.00 33.30	0.66
<b>AMEX CENTURION SALT LAKE CITY UT CD</b> Coupon Rate 1.150%; Matures 10/23/2017; CUSIP 02587DD96 <i>Int. Semi-Annually Apr/Oct 21; Yield to Maturity .768%; Issued 10/21/15; Maturity Value = \$140,000.00; Asset Class: FI &amp; Pref</i>	10/14/15	140,000.000	100.000 100.000	100.404	140,000.00 140,000.00	<b>140,565.60</b>	565.60 ST	1,610.00 712.62	1.14
<b>TEXAS EXCHANGE CROWLEY TX CD</b> Coupon Rate 1.000%; Matures 03/29/2018; CUSIP 88241TAN0 <i>Interest Paid Monthly Apr 30; Yield to Maturity .720%; Issued 03/31/16; Maturity Value = \$250,000.00; Asset Class: FI &amp; Pref</i>	4/5/16	250,000.000	100.220 100.167	100.416	250,550.00 250,416.89	<b>251,040.00</b>	623.11 ST	2,500.00	0.99
<b>ALLY BK MIDVALE UT CD</b> Coupon Rate 1.100%; Matures 04/09/2018; CUSIP 02006LPY3 <i>Int. Semi-Annually Apr/Oct 09; Yield to Maturity .857%; Issued 04/09/15; Maturity Value = \$250,000.00; Asset Class: FI &amp; Pref</i>	4/2/15	250,000.000	100.000 100.000	100.368	250,000.00 250,000.00	<b>250,920.00</b>	920.00 LT	2,750.00 1,307.37	1.09
<b>FLUSHING BK NY CD FLUSHING NY CD</b> Coupon Rate 1.100%; Matures 04/16/2018; CUSIP 34387ABH1 <i>Interest Paid Monthly May 15; Yield to Maturity .860%; Issued 04/15/15; Maturity Value = \$250,000.00; Asset Class: FI &amp; Pref</i>	4/2/15	250,000.000	100.000 100.000	100.367	250,000.00 250,000.00	<b>250,917.50</b>	917.50 LT	2,750.00 114.50	1.09



Account Detail

Basic Securities Account

CHAMPAIGN URBANA MASS TRANSIT DIST  
C/O KARL GNADT, BRENDA E EILBRACHT

Security Description	Trade Date	Face Value	Orig Unit Cost Adj Unit Cost	Unit Price	Orig Total Cost Adj Total Cost	Market Value	Unrealized Gain/(Loss)	Est Ann Income Accrued Interest	Current Yield %
<b>ROLLSTONE BANK FITCHBURG MA CD</b> Coupon Rate 1.100%; Matures 04/16/2018; CUSIP 77579ABL9 <i>Int. Semi-Annually Apr/Oct 15; Yield to Maturity .860%; Issued 04/15/15; Maturity Value = \$250,000.00; Asset Class: FI &amp; Pref</i>	4/2/15	250,000.000	100.000 100.000	100.367	250,000.00 250,000.00	<b>250,917.50</b>	917.50 LT	2,750.00 1,262.29	1.09
<b>COMENITY BANK JUMBO (FORMERLY WORLD FINL NETWORK BANK) DE CD</b> Coupon Rate 1.700%; Matures 10/22/2018; CUSIP 20099AY12 <i>Interest Paid Monthly Nov 02; Yield to Maturity 1.283%; Issued 10/21/15; Maturity Value = \$200,000.00; Asset Class: FI &amp; Pref</i>	10/14/15	200,000.000	100.000 100.000	100.845	200,000.00 200,000.00	<b>201,690.00</b>	1,690.00 ST	3,400.00 264.32	1.68
<b>First Bank PR SANTURCE PR CD</b> Coupon Rate 1.550%; Matures 10/22/2018; CUSIP 33767AQP9 <i>Interest Paid Monthly Nov 21; Yield to Maturity .826%; Issued 10/21/15; Maturity Value = \$250,000.00; Asset Class: FI &amp; Pref</i>	10/14/15	250,000.000	100.000 100.000	101.477	250,000.00 250,000.00	<b>253,692.50</b>	3,692.50 ST	3,875.00 96.82	1.52
<b>bmw SALT LAKE CITY UT CD</b> Coupon Rate 1.300%; Matures 03/18/2019; CUSIP 05580ADW1 <i>Int. Semi-Annually Mar/Sep 18; Yield to Maturity .915%; Issued 03/18/16; Maturity Value = \$250,000.00; Asset Class: FI &amp; Pref</i>	3/15/16	250,000.000	100.000 100.000	100.937	250,000.00 250,000.00	<b>252,342.50</b>	2,342.50 ST	3,250.00 107.73	1.28
<b>wells fargo cd SIOUX FALLS SD CD</b> Coupon Rate 1.250%; Matures 04/22/2019; CUSIP 9497484N4 <i>Interest Paid Monthly May 20; Yield to Maturity .917%; Issued 04/20/16; Maturity Value = \$250,000.00; Asset Class: FI &amp; Pref</i>	4/15/16	250,000.000	100.000 100.000	100.841	250,000.00 250,000.00	<b>252,102.50</b>	2,102.50 ST	3,125.00 86.75	1.23
<b>CAPITAL ONE NA MCLEAN VA CD</b> Coupon Rate 1.950%; Matures 10/21/2019; CUSIP 14042RBA8 <i>Int. Semi-Annually Apr/Oct 21; Yield to Maturity 1.036%; Issued 10/21/15; Maturity Value = \$250,000.00; Asset Class: FI &amp; Pref</i>	10/14/15	250,000.000	100.000 100.000	102.746	250,000.00 250,000.00	<b>256,865.00</b>	6,865.00 ST	4,875.00 2,157.78	1.89
<b>Goldman Sachs NEW YORK NY CD</b> Coupon Rate 1.950%; Matures 10/21/2019; CUSIP 38148JU58 <i>Int. Semi-Annually Apr/Oct 21; Yield to Maturity 1.036%; Issued 10/21/15; Maturity Value = \$250,000.00; Asset Class: FI &amp; Pref</i>	10/14/15	250,000.000	100.000 100.000	102.746	250,000.00 250,000.00	<b>256,865.00</b>	6,865.00 ST	4,875.00 2,157.78	1.89
<b>CERTIFICATES OF DEPOSIT</b>	Percentage of Holdings	Face Value			Orig Total Cost Adj Total Cost	Market Value	Unrealized Gain/(Loss)	Est Ann Income Accrued Interest	Current Yield %
		5,340,000.000			\$5,341,025.00 \$5,340,706.07	\$5,371,393.10	\$5,700.00 LT \$24,987.03 ST	\$46,668.00 \$14,010.02	0.87%
<b>TOTAL CERTIFICATES OF DEPOSIT</b> (includes accrued interest)	99.23%					\$5,385,403.12			
<b>TOTAL MARKET VALUE</b>	Percentage of Holdings				Total Cost	Market Value	Unrealized Gain/(Loss)	Est Ann Income Accrued Interest	Current Yield %
					\$5,340,706.07	\$5,413,322.16	\$5,700.00 LT \$24,987.03 ST	\$46,676.00 \$14,010.02	0.86%

004076 MSADD351 026721

## Account Detail

Basic Securities Account

CHAMPAIGN URBANA MASS TRANSIT DIST  
C/O KARL GNADT, BRENDA E EILBRACHT

TOTAL VALUE (includes accrued interest) 100.00% \$5,427,332.18

Unrealized Gain/(Loss) totals only reflect positions that have both cost basis and market value information available. Cash, MMF, Deposits and positions stating 'Please Provide' or 'Pending Corporate Actions' are not included.

### ALLOCATION OF ASSETS (^includes accrued interest)

	Cash	Equities	Fixed Income & Preferred Securities	Alternatives	Annuities & Insurance	Structured Investments	Other
Cash, BDP, MMFs	\$41,929.06	---	---	---	---	---	---
Certificates of Deposit ^	---	---	\$5,385,403.12	---	---	---	---
<b>TOTAL ALLOCATION OF ASSETS ^</b>	<b>\$41,929.06</b>	<b>---</b>	<b>\$5,385,403.12</b>	<b>---</b>	<b>---</b>	<b>---</b>	<b>---</b>

## ACTIVITY

### CASH FLOW ACTIVITY BY DATE

Activity Date	Settlement Date	Activity Type	Description	Comments	Quantity	Price	Credits/(Debits)
9/1		Interest Income	TEXAS EXCHANGE 1000 18MH29	CUSIP: 88241TAN0			\$212.33
9/2		Interest Income	COMENITY BANK CD 1700 18OC22	CUSIP: 20099AYI2			288.77
9/8		Interest Income	TRANS ALLIANCE CD 0600 16OC07	CUSIP: 89387W7J8			127.40
9/9		Interest Income	Merrick Bank 0550 16OC12	CUSIP: 59013JDW6			116.78
9/15		Interest Income	FLUSHING BK NY CD 1100 18AP16	CUSIP: 34387A0H1			233.56
9/19		Interest Income	bmw 1300 19MH18	CUSIP: 05580ADW1			1,638.36
9/20		Interest Income	wells fargo cd 1250 19AP22	CUSIP: 9497484N4			265.41
9/21		Interest Income	First Bank PR 1550 18OC22	CUSIP: 33767AGP9			329.11
9/26		Interest Income	GEORGIA BANK CD 0800 17JL24	CUSIP: 373128FG7			169.86
9/28		Interest Income	INVESTORS SVGS BK 0750 17JN28	CUSIP: 46176PEX9			945.21
9/30		Interest Income	MORGAN STANLEY BANK N.A. (Period 09/01-09/30)				0.65
<b>NET CREDITS/(DEBITS)</b>							<b>\$4,327.44</b>

### MONEY MARKET FUND (MMF) AND BANK DEPOSIT PROGRAM ACTIVITY

Activity Date	Activity Type	Description	Credits/(Debits)
9/1	Automatic Investment	BANK DEPOSIT PROGRAM	\$212.33
9/2	Automatic Investment	BANK DEPOSIT PROGRAM	288.77
9/8	Automatic Investment	BANK DEPOSIT PROGRAM	127.40
9/9	Automatic Investment	BANK DEPOSIT PROGRAM	116.78
9/15	Automatic Investment	BANK DEPOSIT PROGRAM	233.56
9/19	Automatic Investment	BANK DEPOSIT PROGRAM	1,638.36



Account Detail

Basic Securities Account

CHAMPAIGN URBANA MASS TRANSIT DIST  
C/O KARL GNADT, BRENDA E EILBRACHT

MONEY MARKET FUND (MMF) AND BANK DEPOSIT PROGRAM ACTIVITY (CONTINUED)

Activity			Credits/(Debits)
Date	Activity Type	Description	
9/20	Automatic Investment	BANK DEPOSIT PROGRAM	265.41
9/21	Automatic Investment	BANK DEPOSIT PROGRAM	329.11
9/26	Automatic Investment	BANK DEPOSIT PROGRAM	169.86
9/28	Automatic Investment	BANK DEPOSIT PROGRAM	945.21
9/30	Automatic Investment	BANK DEPOSIT PROGRAM	0.65
<b>NET ACTIVITY FOR PERIOD</b>			<b>\$4,327.44</b>

MESSAGES

**Update to Morgan Stanley's Independent Equity Research Provider**

Effective August 2016, Morgan Stanley switched its independent third-party equity research provider from Standard & Poor's (S&P) to Morningstar, the largest independent research provider, whose core competence is to deliver analyst-driven research. This shift demonstrates Morgan Stanley's continued commitment to servicing our clients. Equity Research, content and ratings currently based on S&P will be replaced with Morningstar, while S&P Credit Ratings will continue to be displayed on your statements. Please contact your Financial Advisor or Private Wealth Advisor if you have any questions.

**Consolidated Statement of Financial Condition (In Millions of Dollars)**

At June 30, 2016 Morgan Stanley Smith Barney LLC had net capital of \$3,751 which exceeded the Securities and Exchange Commission's minimum requirement by \$3,595. A copy of the Morgan Stanley Smith Barney LLC Consolidated Statement of Financial Condition at June 30, 2016 can be viewed online at:

[http://www.morganstanley.com/about-us-ir/shareholder/morganstanley\\_smithbarney\\_llc.pdf](http://www.morganstanley.com/about-us-ir/shareholder/morganstanley_smithbarney_llc.pdf) or may be mailed to you at no cost by calling 1 (866) 825-1675, after September 15, 2016.

**Sign up for eDelivery of your Account Documents Today**

Secure, Convenient and Green. Go paperless and save more. Effective November 1, 2016, accounts not enrolled in eDelivery of all eligible account documents for all stand-alone accounts and all accounts within their Account Linked Group (ALG) may be subject to an annual account fee increase. Please refer to the FYI included with this statement to learn more.

Simply visit [www.morganstanley.com/edelivery](http://www.morganstanley.com/edelivery) to set your eDelivery preferences today. Please note, if you have not already done so, you will first need to register for Morgan Stanley Online prior to making your eDelivery selections.

404076 MSADD351 026722 E



To: Board of Trustees  
From: Karl Gnadt, Managing Director  
Date: 10/26/2016  
Subject: Property Tax Levy RY2016, payable 2017

---

- A. Introduction** – This is the Resolution setting the Levy amount for the District in Revenue Year 2016 to be paid in Calendar year 2017.
- B. Recommended Action** – Staff recommends approval of the attached Resolution setting the Levy for the above referenced year.
- C. Prior Trustee Action** – The Board must pass the Resolution setting the Levy in October and then pass the Levy Ordinance in December. If this statutorily defined schedule is not met, the Levy would revert to \$0 and due to the Property Tax Extension Limitation Law (PTELL, or commonly referred to as Tax Caps) the District would never be able to recapture the Levy.
- D. Summary** – With the current financial situation we are in due to the State budget crises, staff believes it is more important than ever that we keep as healthy of a local share as possible with our revenue streams. As it has been pointed out before, if we do not capture the EAV that is available to the District, it undermines the financial foundation that the District’s future depends on. There are several new valuations and new construction that will be available to be included in the levy this year – and if they are not captured by the District this year, there will be no opportunity in the future.

The new valuations that are or might be available are primarily made up of several parcels that are being removed from Urbana’s TIF I & II Districts and the properties that belong to Presence Covenant Hospital and Carle Foundation Hospital. The hospital parcels may or may not come onto the tax rolls – it is dependent upon how the Illinois Supreme Court rules on the case before them.

It is important to note that this percentage does NOT represent the increase to the homeowner’s or business’ property tax bill. It is meant to create “room” in the levy to accommodate the new valuations. If the hospital parcels are not added to the tax rolls, then the levy amount will not rise by their estimated EAV. This is the method that the voters gave taxing bodies to capture newly assessed valuations.

- E. Community Input** – A public hearing will need to be held prior to the adoption of the Levy Ordinance, which will be taken up by the Board at the December 7, 2016 meeting.

RESOLUTION No. 2016-6

A RESOLUTION DETERMINING THE AMOUNT OF MONEY  
NECESSARY TO BE RAISED BY THE TAX LEVY

WHEREAS, an Act to provide procedures for public notice and hearing on tax and levy increases, approved and effective July 29, 1981, and known and cited as "The Truth in Taxation Act" (35 ILCS 200/18-55 et.seq.) (the "Act") requires taxing districts, including the Champaign-Urbana Mass Transit District, to disclose by publication and hold a public hearing on their intention to adopt an aggregate levy in amounts more than 105% of the property taxes extended or estimated to be extended upon the levy of the preceding year; and

WHEREAS, Section 200/18-60 of the Act requires the corporate authority of each taxing district, not less than twenty (20) days prior to the adoption of its aggregate levy ("Levy"), to determine the amounts of money, exclusive of any portion of that Levy attributable to the cost of conducting any election required by the general election law ("Election Costs"), estimated to be necessary to be raised by taxation for that year upon the taxable property in its district; and

WHEREAS, if the estimate of the corporate authority required to be made as provided in Section 200/18-60 of the Act is more than 105% of the amount extended or estimated to be extended upon the levy of the preceding year, exclusive of the Election Costs, Section 200/18-70 of the Act requires the corporate authority to give public notice of and hold a public hearing on its intent to adopt a levy which is more than 105% of the extensions, exclusive of Election Costs, for the preceding year.

NOW, THEREFORE, BE IT RESOLVED BY THE CHAMPAIGN-URBANA MASS TRANSIT DISTRICT as follows:

Section 1. That the Board of Trustees of the Champaign-Urbana Mass Transit District hereby finds and determines as follows:

- a) That the amounts of money, exclusive of Election Costs, estimated and proposed to be raised by the Levy for the current year upon the taxable property in the Champaign-Urbana Mass Transit District is \$9,480,566.

- b) That the aggregate amount of property taxes for the Champaign-Urbana Mass Transit District, extended or estimated to be extended upon the levy of the preceding year; exclusive of Election Costs, was \$7,584,453.
- c) That the increase of the amount estimated and proposed for the current year Levy over the amounts extended or estimated to be extended for the preceding year is \$1,896,113 which is a 25.0% increase over the amount extended upon the levy of the preceding year (exclusive of election costs).

Section 2. That because the amounts of money, exclusive of any portion of the current year Levy attributable to the costs of conducting an election required by the General Election Law, estimated to be necessary to be raised by taxation for the current year upon the taxable property in this district is more than 105% of the amount extended upon the Levy of the preceding year, exclusive of Election Costs, prior to the adoption of a Levy Ordinance, a public hearing is necessary to comply with the Truth in Taxation Act.

This Resolution is hereby passed by the affirmative vote, the "Ayes" and "Nays" being called, of a majority of the members of the Board of Trustees of the Champaign-Urbana Mass Transit District at a duly called regular meeting of the said Board of Trustees on the \_\_\_ day of October, 2016.

CHAMPAIGN-URBANA MASS TRANSIT DISTRICT

By: \_\_\_\_\_  
Chair, Board of Trustees

APPROVED by the Board of Trustees of the Champaign-Urbana Mass Transit District this \_\_\_\_\_ day of \_\_\_\_\_, 2016.

\_\_\_\_\_  
Jack Waaler, Secretary





To: Board of Trustees  
From: Karl Gnadt, Managing Director  
Date: 10/26/2016  
Subject: 2016-2017 Urbana School District #116 Contract

---

- A. Introduction** – The purpose of this item is to authorize the execution of an agreement between MTD and Urbana School District #116 for the 2016-2017 school year.
  
- B. Recommended Action** – Staff recommends that the Board of Trustees authorize the Chair of the Board of Trustees to execute the agreement between the two Districts.
  
- C. Prior Trustee Action** – MTD has had annual agreements with District #116 since 1987.
  
- D. Summary** – The transportation agreement allows for eligible student access to MTD routes and tripper service. This access is provided for students of Urbana Middle School and Urbana High School only.

**CHAMPAIGN-URBANA MASS TRANSIT DISTRICT**  
**2016-2017**

The following shall constitute the Transportation Agreement for the 2016-2017 school year between the Champaign-Urbana Mass Transit District and the Urbana School District #116.

**Champaign-Urbana Mass Transit District**

1. Transport to and from the Urbana Middle School and the Urbana High School students living in the following subdivisions or areas of the school district:
  - a) Edgewood
  - b) King School Area
  - c) Country Club Apartments
  - d) Ivanhoe Estates
  - e) Prairie School Area
  - f) Yankee Ridge Area
2. Transport students on school days as designated by the calendar adopted by the Board of Education for the 2016-2017 school year.
3. Provide the loading and unloading of students in the immediate or close proximity to the respective schools.
4. Keep adequate liability insurance in force with limits not less than those currently in effect on the date of execution of this Agreement. District #116 shall be listed as an additional insured on the policy and cause a current certificate evidencing such coverage to be delivered to District #116.
5. Work cooperatively with the Urbana School District #116 to prevent overcrowding of buses and to minimize numbers of student standees.
6. Work cooperatively with the Urbana School District #116 in collection of statistical data on student ridership and quality of service relating to such student ridership.
7. Provide a sticker for use on high school ID's to identify eligible high school riders.

**Urbana School District #116**

1. Provide the required bus passes to eligible middle school students.

2. Work cooperatively with MTD in providing assistance in the supervision and control of students.

**Payment Procedure**

1. For high school students, the Urbana School District will pay MTD an amount equal to total enrollment of 1,116 x 93.5 rides per student x .50 per ride = \$52,173.
2. For middle school students, the Urbana School District will pay MTD an amount equal to total enrollment of 897 x 98.18 rides per student x .50 per ride = \$44,034.
3. Additional access for high school students to provide 2 pick-ups every Wednesday at dismissal time for a cost of \$44,607 annually.
4. Additional access for middle school students, to provide 2 pick-ups every Wednesday at dismissal time for a cost of \$23,958 annually.
5. The MTD will bill the Urbana School District on a monthly basis. Based on a total cost of \$164,772 on a nine-month schedule, each monthly billing will be \$18,308.

---

Chair, Board of Trustees  
Champaign-Urbana Mass Transit District

---

President, Board of Education  
Urbana School District #116