



CHAMPAIGN-URBANA MASS TRANSIT DISTRICT BOARD MEETING

AGENDA

Wednesday, July 26, 2017 – 3:00 p.m.

Champaign City Council Chambers
102 North Neil Street, Champaign

Board of Trustees:

Linda Bauer

Bradley Diel – Chair

Margaret Chaplan – Vice Chair

Matthew Cho

James Faron

Bruce Hannon

Donald Uchtmann

Advisory Board:

Lowia Mwilambwe/Brian Farber

Jacob Rajlich

	<u>Pages</u>
1. Call to Order	
2. Roll Call	
3. Approval of Agenda	
4. Audience Participation	
5. Approval of Minutes	
A. Board Meeting – June 28, 2017	1-4
6. Communications	
7. Reports	
A. Managing Director	
1) Operating Notes	5-8
2) Ridership Data	9-10
3) Route Performance	11-13
4) District Operating Revenue/Expenses	14
5) Illinois Terminal Operating Revenue/Expenses	15
6) Statistical Summary	16
7) Budget Analysis	17-26
8) Accounts Payable/Check Disbursements	27-36
9) C-CARTS Quarterly Report	37
10) Morgan Stanley Statement	38-45
B. Board Committees	
1) Administration	
2) Facilities	
a) Illinois Terminal Expansion	
3) Service Delivery	



CHAMPAIGN-URBANA MASS TRANSIT DISTRICT BOARD MEETING

AGENDA

Wednesday, July 26, 2017 – 3:00 p.m.

Page 2

	<u>Pages</u>
8. Action Items	
A. Authorize Execution of Downstate Operating Assistance Grant Agreement	46-47
B. Rules and Regulations of Conduct in CUMTD Facilities and Vehicles	48-51
C. Semi-Annual Review of Closed Session Minutes	52-56
9. Next Meeting	
A. Regular Board of Trustees Meeting – Wednesday, August 30, 2017 – 3:00 p.m. at Champaign City Council Chambers – 102 North Neil Street, Champaign	
10. Adjournment	

Champaign-Urbana Mass Transit District strives to provide an environment welcoming to all persons regardless of disability, race, gender, or religion. Please call Beth Brunk at 217-384-8188 to request special accommodations at least 2 business days in advance.



Champaign-Urbana Mass Transit District Board of Trustees Meeting

4
5
6
7
8
9
10
11
12
13
14
15
16
17
18
19
20
21
22
23
24
25
26
27
28
29
30
31
32
33
34
35
36
37
38
39

MINUTES – SUBJECT TO REVIEW AND APPROVAL

DATE: Wednesday, June 28, 2017
TIME: 3:00 p.m.
PLACE: Champaign City Council Chambers
102 North Neil Street, Champaign, IL

The video of this meeting can be found at:
<https://www.youtube.com/CUMTD>

Trustees:

Present	Absent
	Linda Bauer
Bradley Diel (Chair)	
Margaret Chaplan (Vice-Chair)	
Matthew Cho	
James Faron	
Bruce Hannon	
Donald Uchtmann	

Advisory Board:

Present	Absent
	Brian Farber
Jacob Rajlich	

MTD Staff:

Karl Gnad (Managing Director), Andrew Johnson (Chief Operating Officer), Brenda Eilbracht (Chief Administrative Officer), Eric Broga (Maintenance Director), Amy Snyder (Customer Service Director), Kirk Kirkland (Facilities Director), Jane Sullivan (Grant Manager/Sustainability Planner), Jolene Gensler (Comptroller), Lisa Meid (Media Manager), Fred Stavins (Counsel), Beth Brunk (Recording Secretary)

Others Present:

MINUTES

1. Call to Order

Chair Diel called the meeting to order at 3:00 p.m.

2. Roll Call

A verbal roll call was taken, and a quorum was declared present.

3. Approval of Agenda

MOTION by Mr. Uchtmann to approve the agenda as distributed; seconded by Ms. Chaplan. Upon vote, the **MOTION CARRIED** unanimously.

4. Public Hearing on the Budget and Appropriation Ordinance for FY2018

Mr. Diel asked for public input on the Tentative Budget and Appropriation Ordinance for the period from July 1, 2017 to June 30, 2018. Beginning on May 24, 2017, the proposed Budget was available for public inspection on CUMTD's website and at the Administrative Offices at 1101 East University Avenue in

1 Urbana. Notice of this Public Hearing was posted in *The News Gazette* on May 24, 2017. Mr. Diel
2 opened the floor for public comment. There was no public input.
3

4 **MOTION** by Mr. Hannon to close the Public Hearing on the Budget and Appropriation Ordinance for
5 FY2018; seconded by Ms. Chaplan. Upon vote, the **MOTION CARRIED** unanimously.
6

7 **5. Public Hearing on the Consolidated Vehicle Procurement Program**

8 The primary purpose of this hearing is to receive public input on a project for which financial assistance is
9 being sought from the Illinois Department of Transportation. The project consists of the replacement of
10 five medium-duty paratransit vans for ADA services and one Street Supervisor minivan. The notice of
11 this Public Hearing appeared in *The News Gazette* on June 11, 2017. Mr. Diel opened the floor for public
12 comment. There was no public input.
13

14 **MOTION** by Mr. Uchtmann to close the Public Hearing on the Consolidated Vehicle Procurement
15 Program; seconded by Ms. Chaplan. Upon vote, the **MOTION CARRIED** unanimously.
16

17 **6. Audience Participation**

18 Pattsi Petrie

19 Ms. Petrie was concerned about continued sprawl in our community.
20

21 Michael Hetherington

22 Mr. Hetherington spoke against the annexation of Southwest Champaign neighborhoods.
23

24 Spencer Anderson

25 Mr. Anderson spoke against the annexation of Southwest Champaign neighborhoods.
26

27 **7. Approval of Minutes**

28 A. *Board Meeting – March 28, 2017 – Closed Session*
29

30 **MOTION** by Mr. Uchtmann to approve the minutes of the March 28, 2017 Closed Session CUMTD Board
31 meeting as distributed; seconded by Mr. Hannon. Upon vote, the **MOTION CARRIED** unanimously.
32

33 B. *Board Meeting – May 31, 2017 – Open Session*
34

35 **MOTION** by Ms. Chaplan to approve the minutes of the May 31, 2017 Open Session CUMTD Board
36 meeting as distributed; seconded by Mr. Hannon. Upon vote, the **MOTION CARRIED** unanimously.
37

38 C. *Board Meeting – May 31, 2017 – Closed Session*
39

40 **MOTION** by Mr. Hannon to approve the minutes of the May 31, 2017 Closed Session CUMTD Board
41 meeting as distributed; seconded by Ms. Chaplan. Upon vote, the **MOTION CARRIED** unanimously.
42

43 D. *Annexation Public Hearing – June 12, 2017*
44

45 **MOTION** by Mr. Uchtmann to approve the minutes of the June 12, 2017 Annexation Public Hearing as
46 distributed; seconded by Mr. Hannon. Upon vote, the **MOTION CARRIED** unanimously.
47

48 **8. Communications**

49 None
50

51 **9. Reports**

52 A. *Managing Director*

53 Mr. Gnadt reviewed the District's ridership and financial numbers for May 2017. Year-to-date ridership
54 decreased by 5.23% from last year. The State budget impasse continues, and will stall MCORE

1 construction if a budget resolution is not reached by June 30th. In good news, the State Comptroller
2 released the 3rd quarter reimbursement payment to CUMTD this afternoon – over \$10 million.
3

4 B. Board Committees

5 1) **Administration** – No report
6

7 2) **Facilities** – No report
8

9 3) **Service Delivery** – Ms. Chaplan and Dr. Faron met with staff to discuss the designated stops
10 program and proposed route changes for the fall. Mr. Johnson described his experience
11 with a route analysis while he was at Connect Transit.
12

13 **10. Action Items**

14 A. Ordinance 2017-3 Annexing Certain Territory – Carle Complex at I-57/Curtis Road

15 Carle Foundation petitioned the District to annex their properties located at Curtis Road and I-57 so
16 they could get bus service to their new facility – Carle at the Fields.
17

18 **MOTION** by Mr. Uchtmann to approve Ordinance 2017-3, Annexing Certain Territory – Carle Complex at
19 I-57 /Curtis Road; seconded by Ms. Chaplan.
20

21 Roll Call vote:

22 Aye (5) – Chaplan, Diel, Faron, Hannon, Uchtmann

23 Abstain (1) - Cho

24 Nay (0)

25 **MOTION CARRIED.**
26

27 B. Ordinance 2017-4 Annexing Certain Territory – Southwest Champaign

28 In planning bus service at Carle at the Fields, it made sense to include the remainder of southwest
29 Champaign eligible for annexation from a comprehensive perspective. This action is in compliance with
30 the Intergovernmental Agreement with the City of Champaign concerning annexations.
31

32 **MOTION** by Mr. Hannon to approve Ordinance 2017-4, Annexing Certain Territory – Southwest
33 Champaign; seconded by Mr. Uchtmann.
34

35 Roll Call vote:

36 Aye (5) – Chaplan, Diel, Faron, Hannon, Uchtmann

37 Abstain (1) - Cho

38 Nay (0)

39 **MOTION CARRIED.**
40

41 C. Resolution 2017-5 Contract for Sale of 64 East Chester Street, Champaign

42 On June 22nd, the District held a public auction at Illinois Terminal to sell 64 East Chester Street. The
43 highest bid was \$450,000. CUMTD has signed a contract to close on this property in August.
44

45 **MOTION** by Mr. Hannon to approve Resolution 2017-5, Contract for Sale of 64 East Chester Street in
46 Champaign; seconded by Mr. Cho.
47

48 Roll Call vote:

49 Aye (6) – Chaplan, Cho, Diel, Faron, Hannon, Uchtmann

50 Nay (0)

51 **MOTION CARRIED.**
52

53 D. Management System Policy

1 The District is developing a Quality Management System which will be aligned to the existing
2 Environmental Management System to form one integrated Management System. This policy
3 incorporates both environmental and quality guidelines.
4

5 **MOTION** by Ms. Chaplan to approve the Management System Policy; seconded by Mr. Hannon. Upon
6 vote, the **MOTION CARRIED** unanimously.
7

8 E. Ordinance 2017-2 – Budget and Appropriation Ordinance for FY2018
9

10 **MOTION** by Ms. Chaplan to approve Ordinance 2017-2 – Budget and Appropriation Ordinance of the
11 CUMTD for fiscal year beginning July 1, 2017 and ending June 30, 2018; seconded by Mr. Hannon.
12

13 Upon vote:

14 Aye (6) – Chaplan, Cho, Diel, Faron, Hannon, Uchtmann

15 Nay (0)

16 **MOTION CARRIED.**
17

18 **11. Next Meeting**

- 19 A. Regular Board of Trustees Meeting – Wednesday, July 26, 2017 - 3:00 p.m. at
20 Champaign City Council Chambers – 102 North Neil Street, Champaign
21

22 **12. Adjournment**

23 **MOTION** by Ms. Chaplan to adjourn the meeting; seconded by Mr. Uchtmann.
24

25 Mr. Diel adjourned the meeting at 3:56 p.m.
26
27

28 Submitted by:
29
30
31

32 _____
33 Recording Secretary
34
35

36 Approved:
37
38
39

40 _____
Board of Trustees Chair

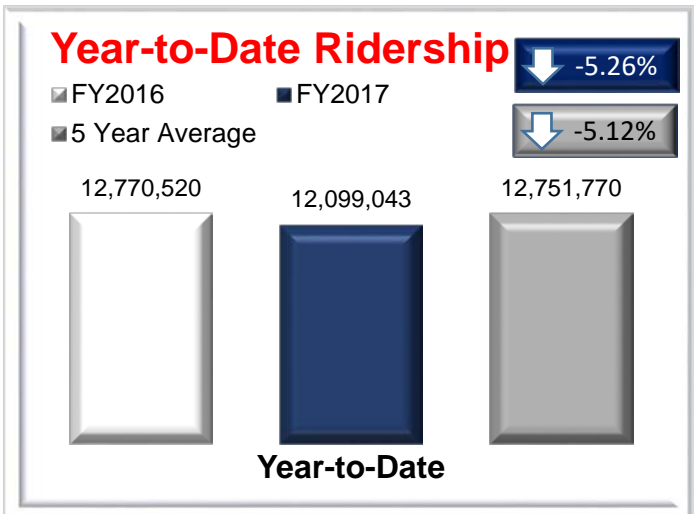
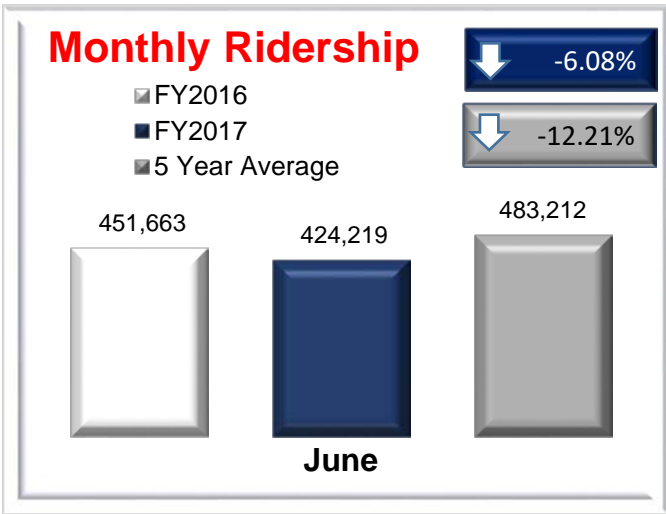
MTD MISSION Leading the way to greater mobility

MTD VISION MTD goes beyond traditional boundaries to promote excellence in transportation.

MTD MANAGING DIRECTOR OPERATING NOTES

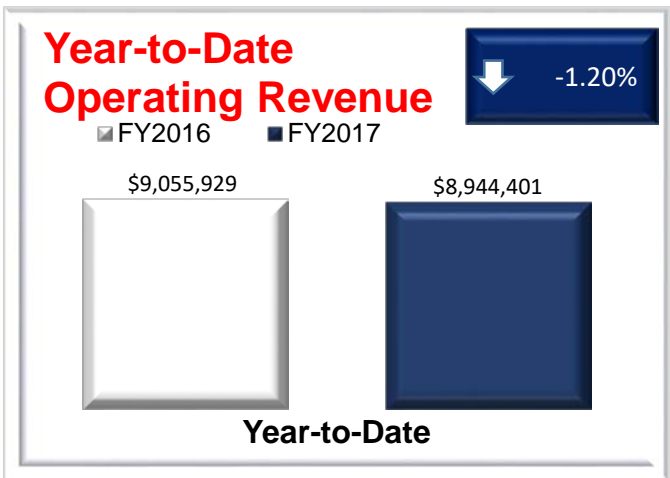
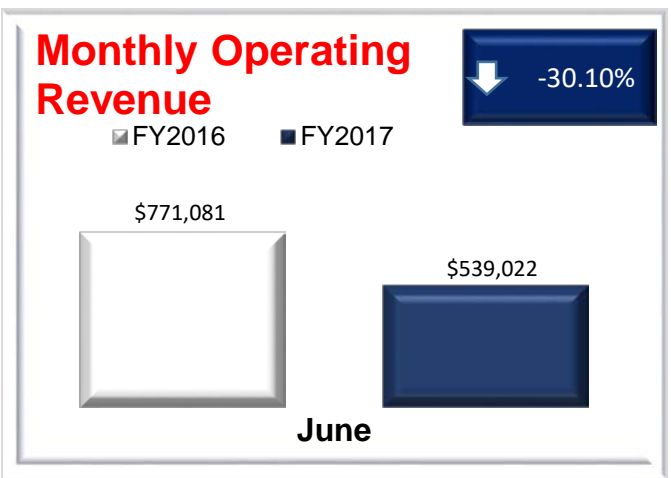
July, 2017

RIDERSHIP



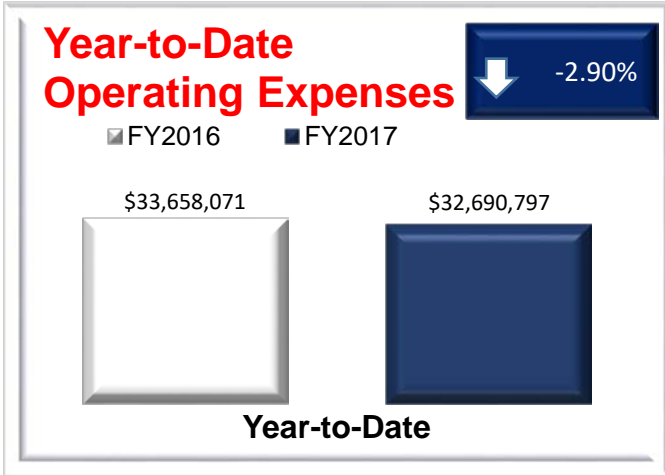
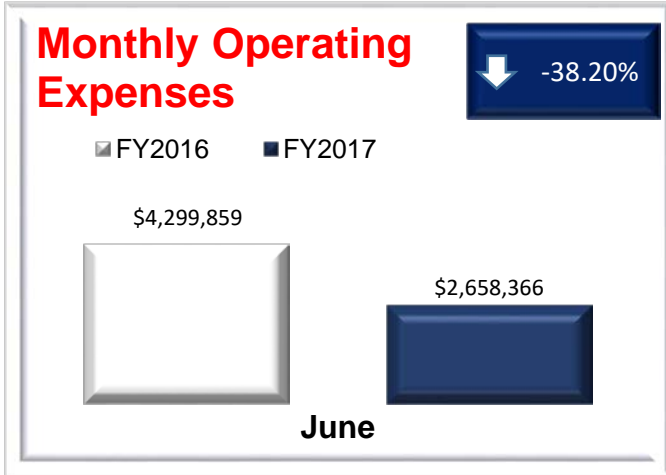
June ridership was 424,219 or 6.08% below June, 2016 (451,663). Year-to-date ridership was 12,099,043 or 5.26% below FY2016 (12,770,520).

OPERATING REVENUE



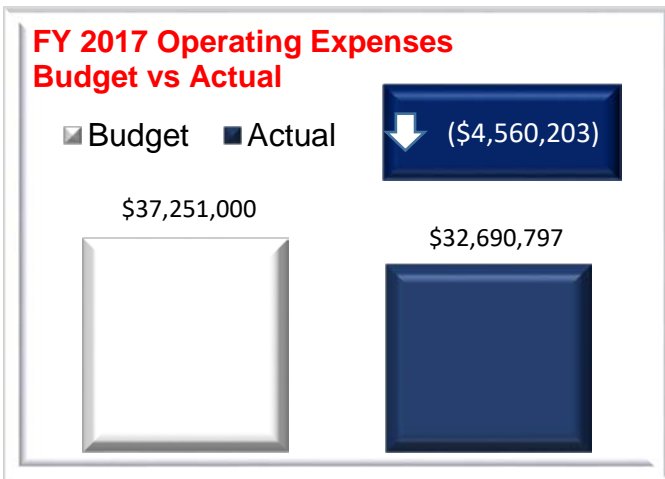
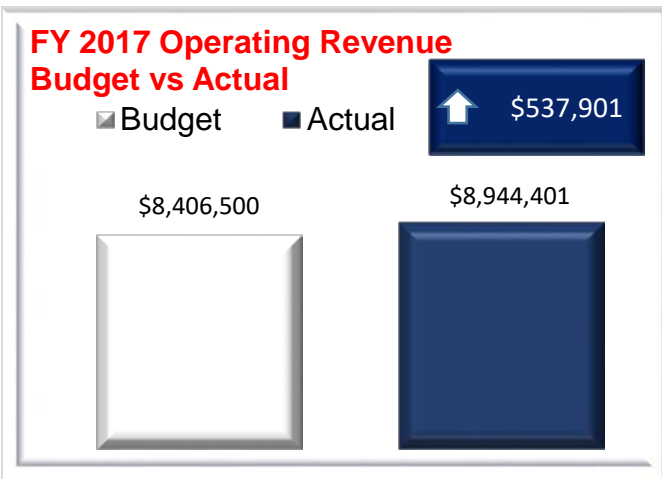
June, 2017 operating revenue was \$539,022 or 30.10% below June, 2016 (\$771,081). Year-to-date operating revenue was \$8,944,401 or 1.20% below FY2016 (\$9,055,929). This end-of-the-year discrepancy is due to a large, several hundred thousand dollar adjustment in the U of I contract revenue for FY2016. An audit had uncovered that some of the student fees had not been properly paid from the English Institute for several years. So the University made good on their obligation - but it artificially bumped up the revenue for the previous fiscal year.

OPERATING EXPENSES



June operating expenses were \$2,658,366 or 38.20% below June, 2016 (\$4,299,859). Year-to-date operating expenses were \$32,690,797 or 2.90% below FY2016 (\$33,658,071).

YEAR-TO-DATE REVENUE & EXPENSES



Year-to-date operating revenues are \$537,901 above budget while operating expenses are \$4,560,203 under budget.

I know you are aware that the legislature overrode the Governor's vetoes of the budget and implementation bills for FY2018. While no one likes to see an increase in their income taxes, the good news is that it is a step toward the State paying its bills - and that's a good thing.

There is a cut to Downstate Transit in this year's budget implementation bill. It reduces the amount of money transferred into the Downstate Public Transportation Fund by 10% without changing the actual formula. It's good that the formula didn't get changed, but the 10% cut will most likely underfund the account. However, if the Comptroller completes the FY2017 transfers that are still pending, the account should be held harmless.

A significant procedural improvement for funding Downstate Public Transit is that the money is being direct deposited into the fund, rather than having to be manually transferred. Although this frustrates the Comptroller, with the revenue increase (income tax and bonds), she should have the resources to begin to get on top of the backlog that has had her hands tied. She still has a tough job ahead of her, though.

On Tuesday, July 18 we announced publicly our partnership with Prairieview Park, LLC - Hans Grotelueschen's development firm and the City of Champaign. This partnership will produce the largest single investment into the City by expanding Illinois Terminal, building a new hotel, a new residential tower, 100,000 square feet of office space, new retail space, and parking to support the development. In addition to all that, Hans has proposed to the University of Illinois Division of Intercollegiate Athletics (DIA) a 5,000 spectator hockey and event center that would also accommodate women's basketball, women's volleyball, wrestling, men's and women's gymnastics, and a public ice skating rink.

These are all still very early concepts and much work still needs to be done. Almost no significant Architectural & Engineering work has been completed, and financial and ownership agreements haven't been worked out yet. There is a discussion item on this month's agenda as an opportunity for Trustees to receive more information from Hans, the City, and myself.



MAJOR EFFORTS

Customer Service

ISO 9001:2015/ISO 14001:2015 - The ESMS Team is preparing for upcoming review trainings scheduled for early August. The training will provide a refresher for employees on the Environmental Policy, procedures, and ongoing environmental goals. Staff will ensure that employees are competent on the basis of appropriate education, training, and experience necessary to implement the District's Environmental and Sustainability Management System. Four training sessions will be held, allowing Maintenance Department and Illinois Terminal employees on all shifts to participate.

The internal audit team conducted their annual assessment in June which included documentation review and employee interviews. There were no major findings. The system is showing continual improvement and appears to be on track to transition to the new standard.

Development Efforts

Illinois Terminal Expansion – As mentioned above, the project was finally announced publicly on Tuesday, July 18, 2017. There is a discussion item on this month's agenda for this topic.

Downtown Urbana Transit Facility – Conversations have continued with property owners of potential sites and project partners to evaluate viability.

Route Analysis

Though we have not received the contract from IDOT yet, they have informally told us that the grant has been approved. We proactively sent the RFP to their office for pre-bid concurrence so we are awaiting 1) the contract and 2) pre-bid concurrence.

Ridership Study

The District has been looking at several different app providers for different functions. One is to schedule demand response trips for services like Direct Services and SafeRides. Another is to utilize an app-based fare payment system. In discussions with one provider that we were interested in for the mobile fare system, Token Transit, it was revealed that they were getting ready to reveal a system of determining origin and destination points - THIS IS EXACTLY WHAT WE HAD BEEN WORKING ON WITH THE U OF I CS STUDENTS. The prospect of having this incorporated into the app-based fare system is very intriguing and we are pursuing it further with Token Transit.

ONGOING PROJECTS

Staff continues to work on a number of projects including:

- M-CORE – While construction progresses on Projects 1, 2, & 3; design work has begun for Projects 4, 5, & 6.
- Designated Stops rollout/Fall Service launch
- U of I contract negotiation - discussions with U of I staff continue.
- Service development for YMCA, Carle at the Fields, and SW Champaign.

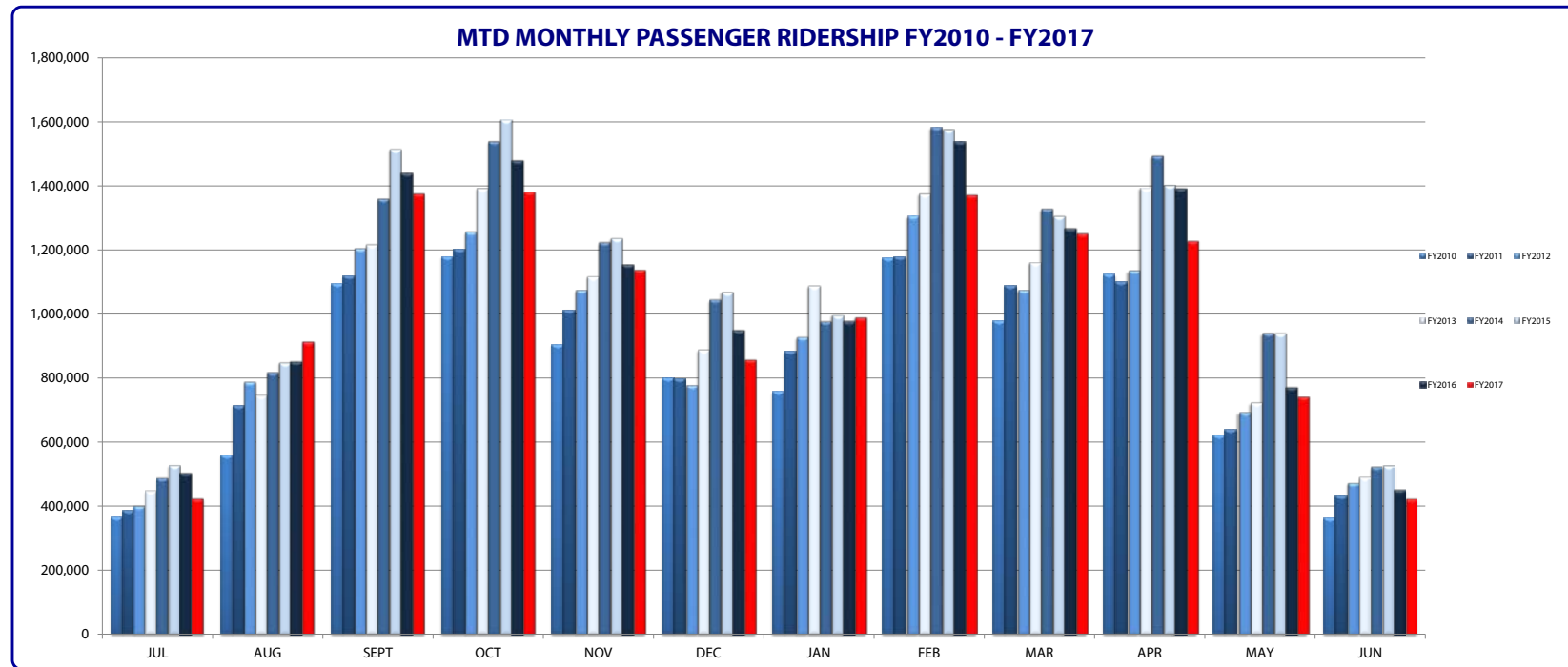
Champaign-Urbana Mass Transit District

Fiscal-Year-to-Date Ridership Comparison

	Jun-17	Jun-16	% Change	FY17 YTD	FY16 YTD	% Change
Adult Rides	32,867	38,264	-14.1%	505,736	559,262	-9.6%
School Rides	4,207	4,285	-1.8%	396,197	434,702	-8.9%
DASH/Senior - E & D Rides	49,522	49,697	-0.4%	618,837	630,703	-1.9%
U of I Faculty/Staff Rides	21,941	21,851	0.4%	427,605	430,891	-0.8%
Annual Pass	66,081	79,213	-16.6%	969,910	1,089,595	-11.0%
U of I Student Rides	228,889	235,582	-2.8%	8,849,976	9,276,511	-4.6%
All Day Passes	413	767	-46.2%	9,333	12,136	-23.1%
Transfers	12,248	14,172	-13.6%	168,069	179,690	-6.5%
Saferides	0	0	-	36,921	47,523	-22.3%
Total Unlinked Passenger Rides	416,168	443,831	-6.2%	11,982,584	12,661,013	-5.4%
Half-Fare Cab Subsidy Rides	1,344	1,368	-1.8%	16,940	14,769	14.7%
ADA Rides	6,707	6,464	3.8%	99,519	94,738	5.0%
TOTAL	424,219	451,663	-6.1%	12,099,043	12,770,520	-5.3%

	Jun-17	Jun-16
Weekdays	22	22
UI Weekdays	0	0
Saturdays	4	4
UI Saturdays	0	0
Sundays	4	4
UI Sundays	0	0
Champaign Schools Days	0	0
Urbana School Days	0	0
Holidays	0	0
Average Temperature	74	75
Total Precipitation	1.56	5.16
Average Gas Price	\$2.09	\$2.40

	FY2010	FY2011	FY2012	FY2013	FY2014	FY2015	FY2016	FY2017
JUL	365,289	387,210	401,883	447,178	487,363	529,018	503,481	424,915
AUG	559,380	714,304	787,817	745,337	817,249	848,165	851,098	914,496
SEPT	1,093,712	1,117,050	1,203,512	1,215,967	1,358,928	1,514,019	1,439,491	1,375,803
OCT	1,178,063	1,201,806	1,254,804	1,391,576	1,538,309	1,606,340	1,478,275	1,380,990
NOV	905,337	1,011,472	1,073,953	1,115,234	1,223,026	1,236,071	1,153,897	1,137,573
DEC	798,794	797,556	777,617	887,209	1,044,064	1,068,608	949,030	857,837
JAN	757,365	881,575	927,630	1,086,962	975,863	996,469	977,223	989,700
FEB	1,175,703	1,177,828	1,305,142	1,374,653	1,582,330	1,576,687	1,537,540	1,371,778
MAR	979,460	1,089,206	1,073,789	1,160,228	1,327,336	1,305,425	1,266,676	1,251,352
APR	1,123,869	1,101,360	1,134,560	1,392,237	1,492,613	1,402,475	1,391,286	1,228,127
MAY	621,396	638,216	693,620	722,264	939,758	940,147	770,860	742,253
JUN	361,625	431,537	473,304	489,327	522,493	528,360	451,663	424,219
TOTAL	9,919,993	10,549,120	11,107,631	12,028,172	13,309,332	13,551,784	12,770,520	12,099,043



Champaign-Urbana Mass Transit District

July 13, 2017

Route Performance Report

June 2017

Weekdays

	Passengers	Percent of Group Ridership *	Revenue Hours	Passengers Per Revenue Hour	Revenue Hour Performance Comparison +	Revenue Miles	Passengers Per Revenue Mile	Revenue Mile Performance Comparison +
Daytime Campus Fixed Route	83,848		2,323.6	36.1		25,412.2	3.3	
1 YELLOWhopper	29,441	35.11%	524.3	56.16	1.56	5,385.6	5.47	1.66
10 GOLDHopper	15,504	18.49%	481.8	32.18	0.89	6,195.2	2.50	0.76
12 Teal	13,484	16.08%	505.6	26.67	0.74	5,537.4	2.44	0.74
13 Silver	8,557	10.21%	317.9	26.92	0.75	3,616.8	2.37	0.72
21 Raven	2,428	2.90%	265.8	9.14	0.25	2,189.0	1.11	0.34
22 Illini	14,434	17.21%	228.4	63.21	1.75	2,488.2	5.80	1.76
Daytime Community Fixed Route	242,001		10,277.1	23.5		139,619.5	1.7	
1 Yellow	42,774	17.68%	1,034.0	41.37	1.76	13,028.4	3.28	1.89
2 Red	25,807	10.66%	1,097.1	23.52	1.00	14,022.8	1.84	1.06
3 Lavender	13,171	5.44%	527.3	24.98	1.06	7,097.2	1.86	1.07
4 Blue	9,150	3.78%	598.4	15.29	0.65	8,008.0	1.14	0.66
5 Green	35,078	14.49%	1,449.8	24.20	1.03	20,458.9	1.71	0.99
5 GREENhopper	21,798	9.01%	752.0	28.99	1.23	9,684.4	2.25	1.30
6 Orange	13,861	5.73%	699.6	19.81	0.84	8,608.6	1.61	0.93
6 ORANGEhopper	7,769	3.21%	128.7	60.37	2.56	1,522.4	5.10	2.94
7 Grey	24,194	10.00%	951.7	25.42	1.08	13,204.4	1.83	1.06
8 Bronze	3,659	1.51%	316.4	11.57	0.49	2,226.4	1.64	0.95
9 Brown	20,205	8.35%	1,081.7	18.68	0.79	15,041.2	1.34	0.78
10 Gold	18,090	7.48%	870.8	20.77	0.88	12,548.8	1.44	0.83
11 Ruby	367	0.15%	117.7	3.12	0.13	2,228.6	0.16	0.10
14 Navy	2,278	0.94%	100.8	22.61	0.96	1,909.6	1.19	0.69
16 Pink	3,800	1.57%	551.1	6.90	0.29	10,029.8	0.38	0.22

* The Percent of Group Ridership shows how the ridership for the route compares to the group

+ Performance Comparison shows each Route's Passengers Per Revenue Hour or Mile compared to the Route Group's average. Routes that are continually above 1.5 or below 0.5 may need to be examined as they are not performing within the Group Standards.

Route Performance Report

June 2017

Weekdays

	Passengers	Percent of Group Ridership *	Revenue Hours	Passengers Per Revenue Hour	Revenue Hour Performance Comparison +	Revenue Miles	Passengers Per Revenue Mile	Revenue Mile Performance Comparison +
Evening Campus Fixed Route	9,039		420.4	21.5		4,341.7	2.1	
120 Teal	4,219	46.68%	212.3	19.87	0.92	2,250.6	1.87	0.90
130 Silver	1,649	18.24%	106.3	15.52	0.72	933.9	1.77	0.85
220 Illini	3,171	35.08%	101.9	31.13	1.45	1,157.2	2.74	1.32
Evening Community Fixed Route	31,827		1,645.4	19.3		23,205.6	1.4	
50 Green	7,426	23.33%	365.6	20.31	1.05	4,985.2	1.49	1.09
50 GREENhopper	5,022	15.78%	222.9	22.53	1.16	2,943.6	1.71	1.24
70 Grey	6,854	21.54%	300.5	22.81	1.18	4,292.2	1.60	1.16
100 Yellow	10,882	34.19%	526.9	20.65	1.07	6,670.4	1.63	1.19
110 Ruby	516	1.62%	84.7	6.09	0.31	2,134.0	0.24	0.18
180 Lime	1,127	3.54%	144.8	7.79	0.40	2,180.2	0.52	0.38

* The Percent of Group Ridership shows how the ridership for the route compares to the group

+ Performance Comparison shows each Route's Passengers Per Revenue Hour or Mile compared to the Route Group's average. Routes that are continually above 1.5 or below 0.5 may need to be examined as they are not performing within the Group Standards.

Route Performance Report

June 2017

Weekends

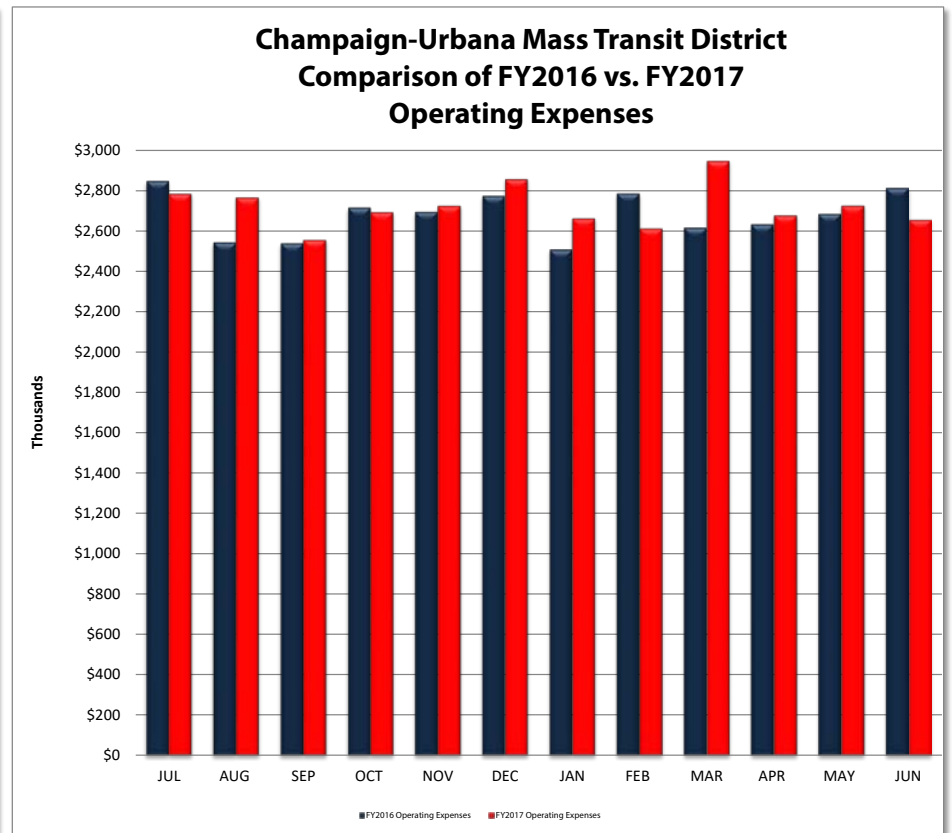
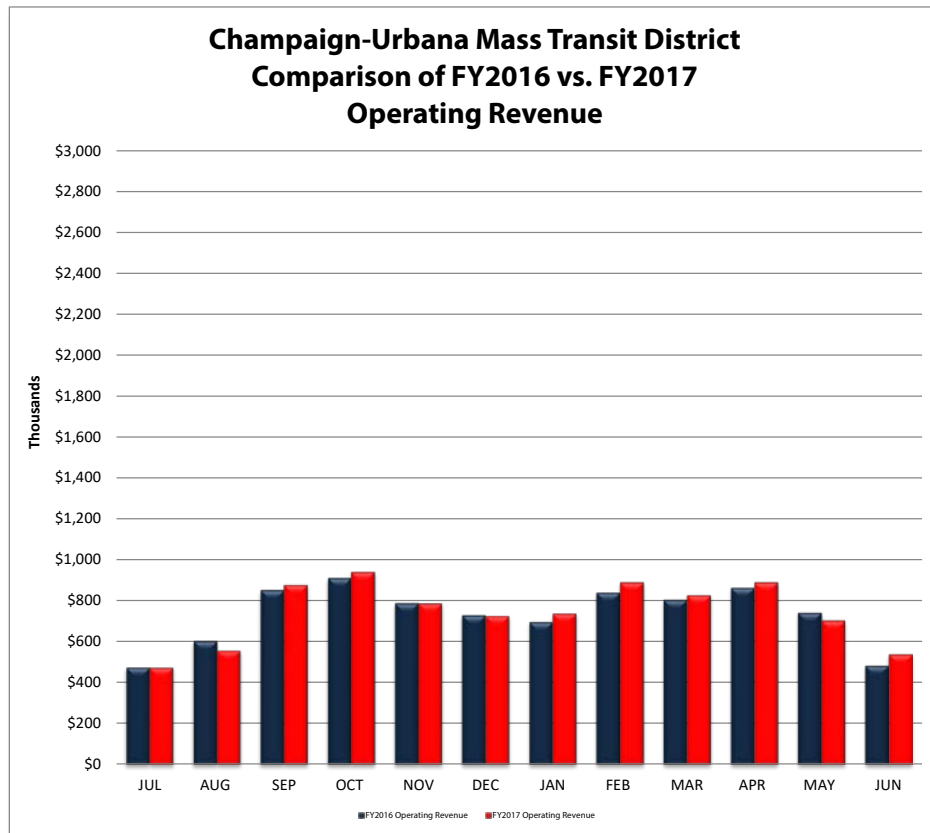
	Passengers	Percent of Group Ridership *	Revenue Hours	Passengers Per Revenue Hour	Revenue Hour Performance Comparison +	Revenue Miles	Passengers Per Revenue Mile	Revenue Mile Performance Comparison +
Campus Fixed Route	7,142		348.8	20.5		3,816.0	1.9	
120 Teal	3,401	47.62%	200.7	16.86	0.82	2,122.0	1.60	0.86
130 Silver	1,544	21.62%	78.6	19.39	0.95	830.8	1.86	0.99
220 Illini	2,197	30.76%	69.5	31.15	1.52	863.2	2.54	1.36
Community Fixed Route	38,009		1,732.6	21.9		23,516.0	1.6	
20 Red	2,007	5.28%	126.5	15.74	0.72	1,591.6	1.26	0.78
30 Lavender	3,094	8.14%	156.1	19.70	0.90	2,473.2	1.25	0.77
50 Green	6,644	17.48%	251.5	26.31	1.20	3,199.0	2.08	1.28
50 GREENhopper	1,590	4.18%	79.6	19.73	0.90	994.4	1.60	0.99
70 Grey	10,075	26.51%	379.2	26.50	1.21	5,084.2	1.98	1.23
100 Yellow	12,403	32.63%	474.9	26.06	1.19	5,866.8	2.11	1.31
110 Ruby	826	2.17%	86.8	9.41	0.43	1,616.0	0.51	0.32
180 Lime	1,370	3.60%	178.0	7.66	0.35	2,690.8	0.51	0.31

* The Percent of Group Ridership shows how the ridership for the route compares to the group
 + Performance Comparison shows each Route's Passengers Per Revenue Hour or Mile compared to the Route Group's average. Routes that are continually above 1.5 or below 0.5 may need to be examined as they are not performing within the Group Standards.

Champaign-Urbana Mass Transit District
 Comparison of FY2017 vs FY2016 Revenue and Expenses

July 19, 2017

	JUL	AUG	SEP	OCT	NOV	DEC	JAN	FEB	MAR	APR	MAY	JUN
FY2016 Operating Revenue	\$473,049	\$602,976	\$849,837	\$909,756	\$786,356	\$726,972	\$695,137	\$837,781	\$802,687	\$861,051	\$739,249	\$482,258
FY2017 Operating Revenue	\$474,927	\$558,043	\$876,551	\$938,969	\$787,082	\$725,321	\$737,305	\$889,281	\$825,409	\$888,681	\$703,810	\$539,022
FY2016 Operating Expenses	\$2,848,493	\$2,544,877	\$2,541,278	\$2,716,857	\$2,696,312	\$2,775,265	\$2,509,492	\$2,787,292	\$2,618,074	\$2,634,538	\$2,685,735	\$2,813,123
FY2017 Operating Expenses	\$2,787,063	\$2,768,438	\$2,557,657	\$2,695,448	\$2,726,674	\$2,859,921	\$2,664,716	\$2,615,167	\$2,950,106	\$2,679,398	\$2,727,844	\$2,658,366
FY2016 Operating Ratio	16.61%	23.69%	33.44%	33.49%	29.16%	26.19%	27.70%	30.06%	30.66%	32.68%	27.53%	17.14%
FY2017 Operating Ratio	17.04%	20.16%	34.27%	34.84%	28.87%	25.36%	27.67%	34.00%	27.98%	33.17%	25.80%	20.28%



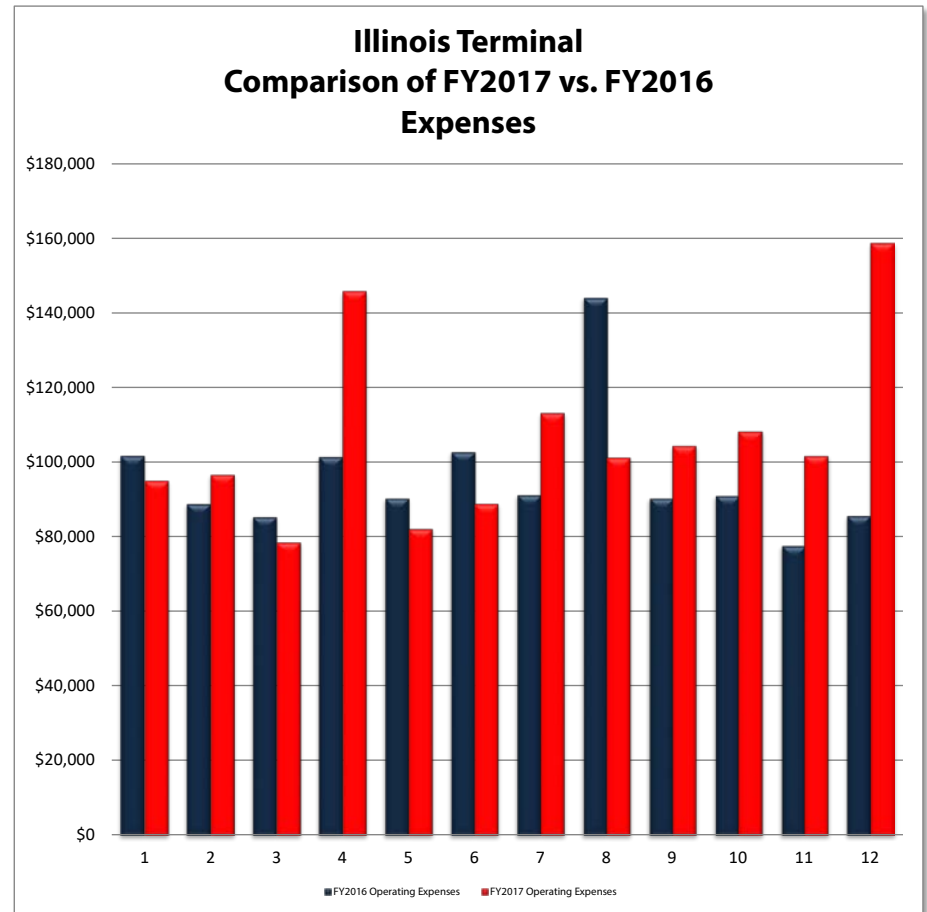
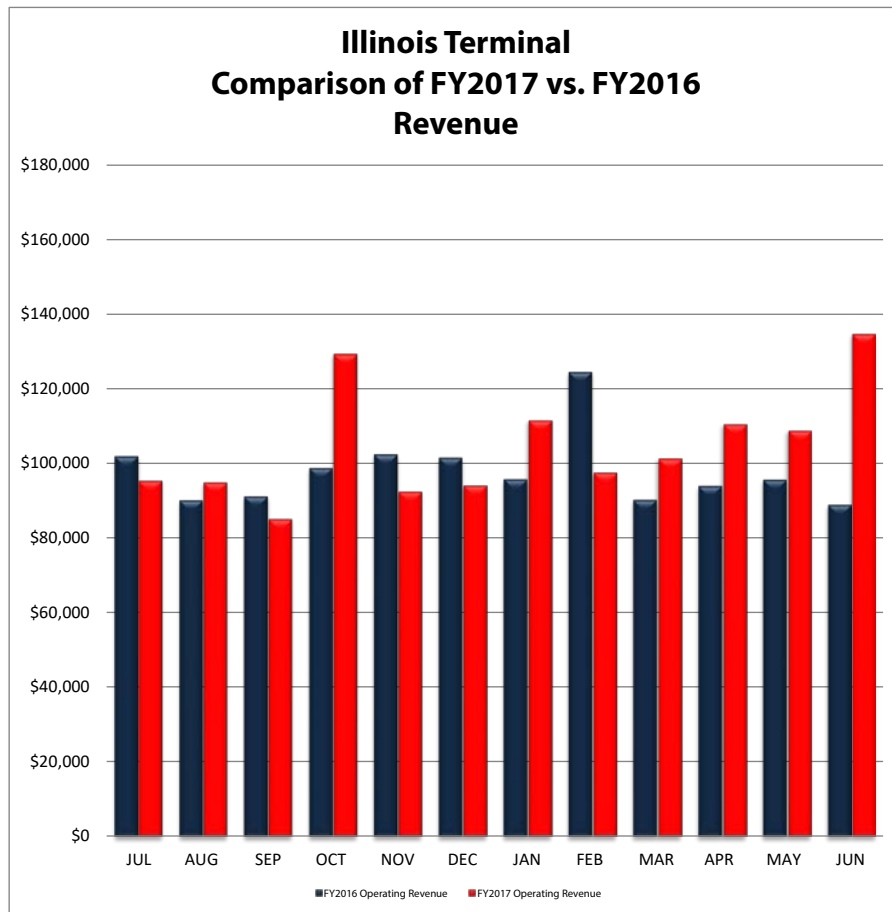
Champaign-Urbana Mass Transit District

Illinois Terminal

Comparison of FY2017 vs FY2016 Revenue and Expenses

July 19, 2017

	JUL	AUG	SEP	OCT	NOV	DEC	JAN	FEB	MAR	APR	MAY	JUN	<u>Last 12 Months</u>
FY2016 Operating Revenue	\$101,981	\$90,271	\$91,264	\$98,879	\$102,509	\$101,605	\$95,841	\$124,492	\$90,337	\$94,031	\$95,734	\$88,991	Revenue
FY2017 Operating Revenue	\$95,557	\$95,109	\$85,255	\$129,422	\$92,638	\$94,275	\$111,695	\$97,696	\$101,439	\$110,623	\$108,935	\$134,798	\$1,257,441
FY2016 Operating Expenses	\$101,756	\$88,858	\$85,356	\$101,479	\$90,306	\$102,741	\$91,247	\$144,088	\$90,305	\$91,002	\$77,556	\$85,641	Expenses
FY2017 Operating Expenses	\$95,173	\$96,774	\$78,703	\$145,807	\$82,286	\$88,969	\$113,240	\$101,343	\$104,502	\$108,325	\$101,810	\$158,693	\$1,275,626
FY2016 Operating Ratio	100.2%	101.6%	106.9%	97.4%	113.5%	98.9%	105.0%	86.4%	100.0%	103.3%	123.4%	103.9%	Ratio
FY2017 Operating Ratio	100.4%	98.3%	108.3%	88.8%	112.6%	106.0%	98.6%	96.4%	97.1%	102.1%	107.0%	84.9%	98.6%



HOURS	Jun 2016	Jun 2017	% Change	FY2016 to Date	FY2017 to Date	% Change
Passenger Revenue	18,306.82	18,287.81	-0.1%	273,075.94	268,261.80	-1.8%
Vacation/Holiday/Earned Time	8,201.08	8,220.81	0.2%	79,904.73	73,773.95	-7.7%
Non-Revenue	8,097.15	7,217.76	-10.9%	75,106.54	79,681.96	6.1%
TOTAL	34,605.05	33,726.38	-2.54%	428,087.21	421,717.71	-1.49%

REVENUE/EXPENSES	Jun 2016	Jun 2017	% Change	FY2016 to Date	FY2017 to Date	% Change
Operating Revenue	\$771,080.76	\$539,022.17	-30.1%	\$9,055,929.38	\$8,944,400.78	-1.2%
Operating Expenses	\$4,299,859.32	\$2,658,366.41	-38.2%	\$33,658,071.45	\$32,690,797.48	-2.9%
Operating Ratio	17.93%	20.28%	13.1%	26.91%	27.36%	1.7%
Passenger Revenue/Revenue Vehicle Hour	\$35.53	\$21.24	-40.2%	\$26.01	\$25.74	-1.0%

RIDERSHIP	Jun 2016	Jun 2017	% Change	FY2016 to Date	FY2017 to Date	% Change
Revenue Passenger	429,659	403,920	-6.0%	12,479,323	11,814,515	-5.3%
Transfers	14,172	12,248	-13.6%	179,690	168,069	-6.5%
Total Unlinked	443,831	416,168	-6.2%	12,661,013	11,982,584	-5.4%
ADA Riders	6,464	6,707	3.8%	94,738	99,519	5.0%
Half Fare Cab	1,368	1,344	-1.8%	14,769	16,940	14.7%
TOTAL	451,663	424,219	-6.08%	12,770,520	12,099,043	-5.26%

PASSENGERS/REVENUE HOUR	Jun 2016	Jun 2017	% Change	FY2016 to Date	FY2017 to Date	% Change
Unlinked Passengers/Revenue Vehicle Hour	24.24	22.76	-6.1%	46.36	44.67	-3.7%

Champaign Urbana Mass Transit District Budget Analysis Report

Fiscal Year: 2017		Period 12		Division: 00 Champaign Urbana Mass Transit District				As of: 07/18/2017	
June 2017	Budget This Period	June 2016	Act/Bgt Var %		2017 YTD	July Thru June Budget YTD	2016 YTD	Act/Bgt Var %	
				4000000000 **** R E V E N U E ****				>	
				4000000099 ** TRANSPORTATION REVENUE				>	
				4010000000 * PASSENGER FARES				>	
49,425.38	62,500.00	53,642.75	-20.92%	4010100000 FULL ADULT FARES	704,566.15	750,000.00	720,668.15	-6.06%	
3,597.00	1,666.63	2,950.00	115.82%	4010300000 STUDENT FARES	17,155.00	20,000.00	18,727.00	-14.23%	
0.00	0.00	-4.00	0.00%	4010700000 FARE REFUNDS	-141.00	0.00	-85.50	-100.00%	
16,011.09	21,666.63	9,322.42	-26.10%	4010800000 ANNUAL PASS REVENUE	185,293.58	260,000.00	207,678.42	-28.73%	
6,819.87	8,333.37	6,450.48	-18.16%	4011000000 HALF FARE CAB	80,398.11	100,000.00	65,914.69	-19.60%	
2,961.00	4,291.63	2,712.00	-31.01%	4011100000 ADA TICKETS & FARES	41,340.01	51,500.00	37,970.00	-19.73%	
78,814.34	98,458.26	75,073.65	-19.95%	4019900099 * TOTAL PASSENGER FARES	1,028,611.85	1,181,500.00	1,050,872.76	-12.94%	
309,565.52	291,000.00	575,322.91	6.38%	4020300000 U OF I CAMPUS SERVICE	5,876,060.97	5,600,000.00	6,052,121.86	4.93%	
20,299.66	17,916.63	19,560.91	13.30%	4020500000 ADA - U I & DSC CONTRACTS	235,469.67	215,000.00	227,493.91	9.52%	
0.00	0.00	0.00	0.00%	4030100000 SCHOOL SERVICE FARES	533,604.00	470,000.00	508,978.00	13.53%	
3,280.16	0.00	2,766.10	100.00%	4060100000 I.T. COMMISSIONS	36,385.72	0.00	42,754.05	100.00%	
27,371.75	20,416.63	20,231.55	34.07%	4060300000 ADVERTISING REVENUE	330,517.44	245,000.00	302,078.34	34.91%	
439,331.43	427,791.52	692,955.12	2.70%	4069900099 ** TOTAL TRANSPORTATION REVEN	8,040,649.65	7,711,500.00	8,184,298.92	4.27%	
				4070000000 ** NON - TRANSPORTATION REVENU					
3,164.13	0.00	7,507.95	100.00%	4070100000 SALE OF MAINTENANCE SERVICES	25,308.08	0.00	20,075.23	100.00%	
0.00	0.00	0.00	0.00%	4070200000 RENTAL OF REVENUE VEHICLES	0.00	0.00	0.00	0.00%	
31,637.77	35,416.63	33,292.80	-10.67%	4070300000 BUILDING RENTAL - IL TERMINAL	434,477.10	425,000.00	426,440.62	2.23%	
23,157.79	20,833.37	21,341.50	11.16%	4070300002 BUILDING RENTAL - 801 & 1101	271,282.19	250,000.00	252,358.57	8.51%	
8,972.95	1,666.63	6,252.44	438.39%	4070400000 INVESTMENT INCOME	83,903.80	20,000.00	67,153.14	319.52%	
-2,718.65	0.00	2,406.04	-100.00%	4070400002 +/- FAIR VALUE OF INVESTMENT	-29,828.89	0.00	25,177.25	-100.00%	
-17.00	0.00	-20.00	-100.00%	4070800000 OVER OR SHORT	-82.99	0.00	15.00	-100.00%	
26,140.00	0.00	2,000.00	100.00%	4079800000 GAIN ON FIXED ASSET DISPOSAL	68,497.65	0.00	30,401.56	100.00%	
9,353.75	0.00	5,344.91	100.00%	4079900001 OTHER NONTRANS. REVENUES	50,194.19	0.00	50,009.09	100.00%	
99,690.74	57,916.63	78,125.64	72.13%	4079900099 ** TOTAL NON - TRANSPORTATION R	903,751.13	695,000.00	871,630.46	30.04%	
539,022.17	485,708.15	771,080.76	10.98%	4079999999 *** TOTAL TRANS & NON - TRANS RE	8,944,400.78	8,406,500.00	9,055,929.38	6.40%	

Champaign Urbana Mass Transit District Budget Analysis Report

Fiscal Year: 2017		Period 12		Division: 00 Champaign Urbana Mass Transit District				As of: 07/18/2017	
June 2017	Budget This Period	June 2016	Act/Bgt Var %		2017 YTD	July Thru June Budget YTD	2016 YTD	Act/Bgt Var %	
				4080000000 ** TAXES LEVIED DIRECTLY					
637,671.25	616,666.63	601,576.65	3.41%	4080100000	7,656,452.20	7,400,000.00	7,218,919.80	3.47%	
0.00	0.00	-292,929.38	0.00%	4080100001	0.00	0.00	-292,929.38	0.00%	
36,296.12	0.00	114,526.53	100.00%	4080600000	229,707.49	165,000.00	181,522.90	39.22%	
0.00	0.00	26,533.70	0.00%	4089900001	52,017.66	0.00	50,567.62	100.00%	
				4110000000 ** STATE GRANTS & REIMBURSEMEN					
1,748,230.32	11,400,780.30	2,761,192.39	-84.67%	4110100000	21,454,351.26	36,000,000.00	21,569,082.27	-40.40%	
1,621,043.02	0.00	2,609,847.59	100.00%	4111000000	-567,731.68	0.00	5,855,051.25	-100.00%	
0.00	0.00	0.00	0.00%	4111000001	0.00	0.00	0.00	0.00%	
0.00	0.00	0.00	0.00%	4112000000	0.00	0.00	0.00	0.00%	
151,531.71	0.00	0.00	100.00%	4119900000	158,819.26	0.00	8,552.45	100.00%	
0.00	0.00	0.00	0.00%	4119900001	-7,287.55	0.00	-8,552.45	-100.00%	
				4130000000 ** FEDERAL GRANTS & REIMBURSEM					
0.00	0.00	0.00	0.00%	4130100000	0.00	0.00	0.00	0.00%	
-659,716.75	0.00	-182,117.45	-100.00%	4130500000	9,750,062.34	0.00	40,462.54	100.00%	
0.00	0.00	-40,461.55	0.00%	4130600000	-33,503.52	0.00	-40,461.62	-100.00%	
0.00	0.00	0.00	0.00%	4139900000	0.00	0.00	0.00	0.00%	
4,074,077.84	12,503,155.08	6,369,249.24	-67.42%	4999900099	47,637,288.24	51,971,500.00	43,638,144.76	-8.34%	

Champaign Urbana Mass Transit District Budget Analysis Report

Fiscal Year: 2017		Period 12		Division: 00 Champaign Urbana Mass Transit District				As of: 07/18/2017	
June 2017	Budget This Period	June 2016	Act/Bgt Var %		2017 YTD	July Thru June Budget YTD	2016 YTD	Act/Bgt Var %	
5000000000 **** EXPENSES ***									
5010000000 ** LABOR									
613,868.46	712,800.00	616,922.13	-13.88%	5010101000 OPERATORS WAGES	8,564,687.49	8,800,000.00	8,438,626.72	-2.67%	
94,023.43	104,910.00	89,431.24	-10.38%	5010204000 MECHANICS WAGES - MAINT	1,093,683.04	1,300,000.00	1,074,772.55	-15.87%	
50,554.86	60,525.00	52,641.11	-16.47%	5010304000 MAINTENANCE WAGES - MAINT	590,329.84	750,000.00	610,464.86	-21.29%	
80,521.31	93,416.63	72,244.16	-13.80%	5010401000 SUPERVISORS SALARIES - OPS	1,005,012.38	1,121,000.00	1,038,283.17	-10.35%	
13,857.32	24,210.00	17,808.72	-42.76%	5010404000 SUPERVISORS SALARIES - MAINT	192,509.34	300,000.00	206,931.54	-35.83%	
55,778.63	62,865.30	54,926.98	-11.27%	5010501000 OVERHEAD SALARIES - OPS	694,306.80	779,000.00	733,767.73	-10.87%	
20,500.92	20,578.50	16,291.31	-0.38%	5010504000 OVERHEAD SALARIES - MAINT	255,694.18	255,000.00	216,316.86	0.27%	
85,437.60	87,500.00	103,907.85	-2.36%	5010516000 OVERHEAD SALARIES - G&A	945,731.83	1,050,000.00	951,572.09	-9.93%	
7,387.38	9,166.63	8,020.80	-19.41%	5010516200 OVERHEAD SALARIES - IT	93,769.37	110,000.00	99,816.92	-14.76%	
20,521.72	22,916.63	22,944.65	-10.45%	5010601000 CLERICAL WAGES - OPS	271,133.49	275,000.00	245,416.22	-1.41%	
6,139.99	3,750.00	3,696.22	63.73%	5010604000 CLERICAL WAGES - MAINT	60,996.06	45,000.00	44,018.62	35.55%	
20,454.18	25,000.00	21,704.77	-18.18%	5010616000 CLERICAL WAGES - G&A	245,094.14	300,000.00	291,111.83	-18.30%	
6,935.17	12,083.37	5,773.56	-42.61%	5010616200 CLERICAL WAGES - IT	81,723.38	145,000.00	115,015.11	-43.64%	
11,883.37	12,083.37	9,710.53	-1.66%	5010716200 SECURITY WAGES - IT	126,389.82	145,000.00	127,114.55	-12.83%	
-2,215.22	0.00	-1,576.51	-100.00%	5010801000 LABOR CREDIT - OPS	-39,514.32	0.00	-42,320.46	-100.00%	
-4,124.53	0.00	-5,041.13	-100.00%	5010804000 LABOR CREDIT - MAINT	-44,085.86	0.00	-45,584.45	-100.00%	
-366.45	0.00	502.49	-100.00%	5010806000 LABOR CREDIT - G&A	-12,563.63	0.00	-10,290.72	-100.00%	
10,318.88	10,416.63	9,947.88	-0.94%	5010816200 MAINTENANCE WAGES - IT	132,370.31	125,000.00	118,060.69	5.90%	
1,091,477.02	1,262,222.06	1,099,856.76	-13.53%	5019999000 ** TOTAL LABOR	14,257,267.66	15,500,000.00	14,213,093.83	-8.02%	
5020000000 ** FRINGE BENEFITS									
72,561.18	80,700.00	65,656.79	-10.09%	5020101000 FICA - OPS	928,876.82	1,000,000.00	920,852.80	-7.11%	
16,399.79	16,947.00	21,118.41	-3.23%	5020104000 FICA - MAINT	201,021.77	210,000.00	199,342.87	-4.28%	
7,047.57	8,070.00	11,555.89	-12.67%	5020116000 FICA - G&A	73,705.18	100,000.00	83,467.83	-26.29%	
2,889.51	3,712.20	2,559.73	-22.16%	5020116200 FICA - IT	33,698.82	46,000.00	37,724.09	-26.74%	
178,093.34	157,365.00	1,075,551.14	13.17%	5020201000 IMRF - OPS	1,749,467.20	1,950,000.00	2,695,403.18	-10.28%	
37,743.69	46,402.50	284,608.39	-18.66%	5020204000 IMRF - MAINT	380,906.96	575,000.00	733,558.91	-33.76%	
17,858.53	16,666.67	244,141.80	7.15%	5020216000 IMRF - G&A	150,402.58	200,000.00	382,802.18	-24.80%	
7,006.81	6,698.10	27,578.77	4.61%	5020216200 IMRF - IT	59,193.34	83,000.00	145,078.99	-28.68%	
233,008.79	216,666.63	214,820.96	7.54%	5020301000 MEDICAL INSURANCE - OPS	2,702,901.40	2,600,000.00	2,424,449.57	3.96%	
48,674.18	50,833.37	48,796.34	-4.25%	5020304000 MEDICAL INSURANCE - MAINT	586,428.57	610,000.00	556,642.44	-3.86%	
25,143.54	18,750.00	16,775.59	34.10%	5020316000 MEDICAL INSURANCE - G&A	257,831.95	225,000.00	197,594.79	14.59%	
13,521.02	11,250.00	12,376.78	20.19%	5020316200 MEDICAL INSURANCE - IT	151,308.98	135,000.00	143,133.91	12.08%	
0.00	0.00	0.00	0.00%	5020401000 DENTAL INSURANCE - OPS	0.00	0.00	0.00	0.00%	

Champaign Urbana Mass Transit District Budget Analysis Report

Fiscal Year: 2017		Period 12		Division: 00 Champaign Urbana Mass Transit District				As of: 07/18/2017	
June 2017	Budget This Period	June 2016	Act/Bgt Var %		2017 YTD	July Thru June Budget YTD	2016 YTD	Act/Bgt Var %	
0.00	0.00	0.00	0.00%	5020404000 DENTAL INSURANCE - MAINT	0.00	0.00	0.00	0.00%	
0.00	0.00	0.00	0.00%	5020416000 DENTAL INSURANCE - G&A	0.00	0.00	0.00	0.00%	
1,464.49	3,333.37	-6,903.73	-56.07%	5020501000 LIFE INSURANCE - OPS	28,275.34	40,000.00	29,155.25	-29.31%	
141.00	1,000.00	-1,867.46	-85.90%	5020504000 LIFE INSURANCE - MAINT	6,722.05	12,000.00	6,493.11	-43.98%	
489.58	250.00	-376.73	95.83%	5020516000 LIFE INSURANCE - G&A	4,898.96	3,000.00	1,972.24	63.30%	
18.00	0.00	-212.75	100.00%	5020516200 LIFE INSURANCE - IT	1,009.41	0.00	1,144.51	100.00%	
5,298.78	12,500.00	6,509.30	-57.61%	5020701000 UNEMPLOYMENT INSURANCE - OPS	32,444.95	50,000.00	37,002.76	-35.11%	
1,076.99	3,000.00	1,527.21	-64.10%	5020704000 UNEMPLOYMENT INSURANCE - MAIN	6,915.31	12,000.00	7,705.01	-42.37%	
498.99	750.00	303.33	-33.47%	5020716000 UNEMPLOYMENT INSURANCE - G&A	2,344.11	3,000.00	2,681.28	-21.86%	
684.80	750.00	771.59	-8.69%	5020716200 UNEMPLOYMENT INSURANCE - IT	1,894.20	3,000.00	2,621.74	-36.86%	
6,310.10	25,000.00	2,381.15	-74.76%	5020801000 WORKERS COMP INSURANCE - OPS	114,347.52	300,000.00	-61,766.80	-61.88%	
9,441.02	25,000.00	13,044.09	-62.24%	5020804000 WORKERS COMP INSURANCE - MAIN	182,136.28	300,000.00	345,296.27	-39.29%	
333.50	250.00	2,590.97	33.40%	5020816000 WORKERS COMP INSURANCE - G&A	4,197.93	3,000.00	5,314.28	39.93%	
7,424.15	2,083.37	5,865.85	256.35%	5020816200 WORKERS COMP INSURANCE - IT	103,025.07	25,000.00	32,857.53	312.10%	
0.00	0.00	0.00	0.00%	5021001000 HOLIDAYS - OPS	147,547.60	197,100.00	154,535.12	-25.14%	
0.00	0.00	0.00	0.00%	5021004000 HOLIDAYS - MAINT	38,497.84	39,000.00	42,518.16	-1.29%	
0.00	0.00	0.00	0.00%	5021016200 HOLIDAYS - IT	3,853.52	0.00	4,456.72	100.00%	
97,117.36	56,837.83	68,164.32	70.87%	5021101000 VACATIONS - OPS	527,649.06	574,700.00	511,632.19	-8.19%	
10,346.32	12,758.10	-5,389.76	-18.90%	5021104000 VACATIONS - MAINT	121,231.64	129,000.00	120,458.56	-6.02%	
0.00	0.00	0.00	0.00%	5021116000 VACATION - G&A	356.96	0.00	0.00	100.00%	
1,062.40	0.00	154.60	100.00%	5021116200 VACATIONS - IT	8,013.76	0.00	4,531.16	100.00%	
3,394.40	3,191.63	9,336.56	6.35%	5021201000 OTHER PAID ABSENCES - OPS	96,586.19	38,300.00	84,099.32	152.18%	
1,978.80	750.00	4,293.92	163.84%	5021204000 OTHER PAID ABSENCES - MAINT	16,851.78	9,000.00	13,882.48	87.24%	
252.56	0.00	136.00	100.00%	5021216200 OTHER PAID ABSENCES - IT	360.80	0.00	732.70	100.00%	
570.40	1,505.40	2,938.49	-62.11%	5021301000 UNIFORM ALLOWANCES - OPS	25,726.29	39,000.00	33,135.10	-34.04%	
1,944.20	1,916.63	878.79	1.44%	5021304000 UNIFORM ALLOWANCES - MAINT	11,726.82	23,000.00	13,981.96	-49.01%	
636.17	250.00	58.08	154.47%	5021316200 UNIFORM ALLOWANCES - IT	2,385.87	3,000.00	3,226.07	-20.47%	
1,102.68	1,666.63	1,079.39	-33.84%	5021401000 OTHER FRINGE BENEFITS - OPS	14,954.90	20,000.00	12,590.88	-25.23%	
757.08	666.63	241.14	13.57%	5021404000 OTHER FRINGE BENEFITS - MAINT	9,603.31	8,000.00	5,051.64	20.04%	
875.41	3,916.63	1,324.58	-77.65%	5021416000 OTHER FRINGE BENEFITS - G&A	20,004.17	47,000.00	19,897.85	-57.44%	
46.97	2,833.37	44.58	-98.34%	5021416200 OTHER FRINGE BENEFITS - IT	988.64	34,000.00	3,318.18	-97.09%	
115,706.26	156,417.88	54,736.31	-26.03%	5021501000 EARNED TIME - OPS	1,475,281.23	1,751,600.00	1,409,891.08	-15.78%	
18,631.21	16,877.70	95,324.51	10.39%	5021504000 EARNED TIME - MAINT	216,763.75	189,000.00	258,834.78	14.69%	
1,302.88	0.00	499.80	100.00%	5021516200 EARNED TIME - IT	15,050.47	0.00	13,957.65	100.00%	
500.00	130.80	125.00	282.26%	5021604000 TOOL ALLOWANCE - MAINT	10,364.31	12,000.00	11,466.06	-13.63%	
4,622.16	3,191.63	3,145.74	44.82%	5021701000 DISABILITY - OPS	62,624.39	38,300.00	30,077.12	63.51%	
0.00	333.37	0.00	-100.00%	5021704000 DISABILITY - MAINT	6,779.34	4,000.00	1,624.55	69.48%	
0.00	0.00	0.00	0.00%	5021716200 DISABILITY - IT	243.54	0.00	0.00	100.00%	
342.90	0.00	0.00	100.00%	5021801000 WORKERS COMP - PAYROLL - OPS	461.40	0.00	98.65	100.00%	

Champaign Urbana Mass Transit District Budget Analysis Report

Fiscal Year: 2017		Period 12		Division: 00 Champaign Urbana Mass Transit District			As of: 07/18/2017		
June 2017	Budget This Period	June 2016	Act/Bgt Var %		2017 YTD	July Thru June Budget YTD	2016 YTD	Act/Bgt Var %	
0.00	0.00	0.00	0.00%	5021804000 WORKERS COMP - PAYROLL - MAINT	-44.35	0.00	4,452.73	-100.00%	
0.00	0.00	0.00	0.00%	5021816200 WORKERS COMP - PAYROLL - IT	0.00	0.00	0.00	0.00%	
-108,882.00	150,000.00	93,467.27	-172.59%	5022001000 EARLY RETIREMENT PLAN - OPS	38,676.00	150,000.00	93,467.27	-74.22%	
0.00	100,000.00	100,978.89	-100.00%	5022004000 EARLY RETIREMENT PLAN - MAINT	-108,188.00	100,000.00	100,978.89	-208.19%	
0.00	0.00	-17,279.00	0.00%	5022016000 EARLY RETIREMENT PLAN - G&A	0.00	0.00	-17,279.00	0.00%	
57,758.00	0.00	0.00	100.00%	5022016200 EARLY RETIREMENT PLAN - IT	57,758.00	0.00	0.00	100.00%	
903,195.51	1,221,222.44	2,463,432.62	-26.04%	5029999900 ** TOTAL FRINGE BENEFITS	10,586,063.93	11,891,000.00	11,866,146.61	-10.97%	
5030000000 ** SERVICES									
49,821.38	54,166.63	66,130.24	-8.02%	5030316000 PROFESSIONAL SERVICES - G&A	398,525.03	650,000.00	299,707.71	-38.69%	
0.00	416.63	0.00	-100.00%	5030316200 PROFESSIONAL SERVICES - IT	662.79	5,000.00	1,046.50	-86.74%	
0.00	0.00	0.00	0.00%	5030316300 PROFESSIONAL SERVICES - IT - NON	90.00	0.00	187.50	100.00%	
0.00	0.00	186,146.18	0.00%	5030316400 PROFESSIONAL SERVICES - G&A - N	106,879.86	0.00	687,519.52	100.00%	
0.00	0.00	0.00	0.00%	5030404000 TEMPORARY HELP - MAINT	0.00	0.00	0.00	0.00%	
0.00	0.00	0.00	0.00%	5030416000 TEMPORARY HELP - G&A	0.00	0.00	0.00	0.00%	
271.63	0.00	242.22	100.00%	5030501000 CONTRACT MAINTENANCE - OPS	3,686.04	0.00	2,188.78	100.00%	
9,901.16	10,000.00	8,748.30	-0.99%	5030504000 CONTRACT MAINTENANCE - MAINT	81,410.15	120,000.00	103,853.64	-32.16%	
35,263.99	32,916.63	29,109.40	7.13%	5030516000 CONTRACT MAINTENANCE - G&A	434,883.09	395,000.00	391,077.93	10.10%	
2,091.91	3,333.37	2,618.17	-37.24%	5030516200 CONTRACT MAINTENANCE - IT	38,135.92	40,000.00	43,500.43	-4.66%	
0.00	0.00	0.00	0.00%	5030516300 CONTRACT MAINTENANCE - IT - NON	569.20	0.00	0.00	100.00%	
0.00	0.00	0.00	0.00%	5030604000 CUSTODIAL SERVICES - MAINT	1,800.00	0.00	0.00	100.00%	
4,465.07	6,250.00	9,282.08	-28.56%	5030801000 PRINTING SERVICES - OPS	49,562.88	75,000.00	60,312.11	-33.92%	
0.00	83.37	0.00	-100.00%	5030804000 PRINTING SERVICES - MAINT	1,165.00	1,000.00	1,551.79	16.50%	
0.00	0.00	0.00	0.00%	5030816000 PRINTING SERVICES - G&A	1,239.61	0.00	856.14	100.00%	
0.00	0.00	0.00	0.00%	5030816200 PRINTING SERVICES - IT	0.00	0.00	303.78	0.00%	
0.00	0.00	0.00	0.00%	5030816300 PRINTING SERVICES - IT - NON REIM	0.00	0.00	465.00	0.00%	
1,147.28	2,083.37	518.11	-44.93%	5039901000 OTHER SERVICES - OPS	16,910.89	25,000.00	17,784.93	-32.36%	
0.00	416.63	0.00	-100.00%	5039904000 OTHER SERVICES - MAINT	0.00	5,000.00	600.49	-100.00%	
875.34	4,166.63	2,113.96	-78.99%	5039916000 OTHER SERVICES - G&A	19,347.88	50,000.00	37,312.97	-61.30%	
242.99	416.63	217.99	-41.68%	5039916200 OTHER SERVICES - IT	2,880.88	5,000.00	3,377.32	-42.38%	
456.60	0.00	419.20	100.00%	5039916300 OTHER SERVICES - IT - NON REIMB	5,589.17	0.00	5,015.21	100.00%	
0.00	0.00	-155,458.81	0.00%	5039916400 OTHER SERVICES - G&A - NON REIM	0.00	0.00	-155,413.81	0.00%	
104,537.35	114,249.89	150,087.04	-8.50%	5039999900 ** TOTAL SERVICES	1,163,338.39	1,371,000.00	1,501,247.94	-15.15%	

Champaign Urbana Mass Transit District

Budget Analysis Report

Fiscal Year: 2017		Period 12		Division: 00 Champaign Urbana Mass Transit District			As of: 07/18/2017	
June 2017	Budget This Period	June 2016	Act/Bgt Var %		2017 YTD	July Thru June Budget YTD	2016 YTD	Act/Bgt Var %
5039999999 **** E X P E N S E S ****								
5040000000 ** MATERIALS & SUPPLIES CONSUM								
85,633.17	391,050.00	182,103.83	-78.10%	5040101000 FUEL & LUBRICANTS - OPS	1,274,259.82	2,750,000.00	1,280,593.39	-53.66%
7,250.52	14,624.00	8,272.77	-50.42%	5040104000 FUEL & LUBRICANTS - MAINT	94,641.94	160,000.00	90,476.78	-40.85%
11,557.25	16,833.60	18,683.27	-31.34%	5040201000 TIRES & TUBES - OPS - MB DO	143,524.74	126,000.00	139,727.42	13.91%
161.68	207.90	288.79	-22.23%	5040204000 TIRES & TUBES - MAINT - DR DO	5,315.78	9,000.00	9,487.03	-40.94%
0.00	0.00	0.00	0.00%	5040206000 TIRES & TUBES - NON REVENUE VEH	516.99	0.00	3,760.42	100.00%
514.33	3,333.37	0.00	-84.57%	5040304000 GARAGE EQUIPMENT - REPAIRS - MA	32,795.71	40,000.00	26,900.42	-18.01%
8,098.67	7,500.00	10,404.52	7.98%	5040404000 BLDG & GROUND REPAIRS - MAINT -	100,864.56	90,000.00	74,454.72	12.07%
-515.31	0.00	9,047.29	-100.00%	5040404001 BLDG & GROUND REPAIRS - MAINT -	21,434.37	0.00	40,375.95	100.00%
5,005.95	9,583.37	9,151.70	-47.76%	5040416200 BLDG & GROUND REPAIRS - IT	152,974.39	115,000.00	73,064.57	33.02%
0.00	0.00	629.35	0.00%	5040416300 BLDG & GROUND REPAIRS - IT - NON	17,062.67	0.00	18,388.49	100.00%
0.00	4,166.63	0.00	-100.00%	5040416400 BLDG & GROUND REPAIRS - G&A - N	0.00	50,000.00	0.00	-100.00%
-2,253.33	0.00	-2,534.00	-100.00%	5040500001 REVENUE VEHICLE REPAIRS - CORE	-39,478.35	0.00	-39,661.66	-100.00%
156,277.51	145,833.37	72,192.72	7.16%	5040504000 REVENUE VEHICLES - REPAIRS	1,503,206.01	1,750,000.00	1,288,571.93	-14.10%
605.20	2,083.37	1,095.64	-70.95%	5040604000 NON REVENUE VEHICLES - REPAIRS	18,251.60	25,000.00	19,379.31	-26.99%
5,163.09	4,750.00	4,175.32	8.70%	5040704000 SERVICE SUPPLIES - MAINT	46,957.65	57,000.00	36,643.68	-17.62%
1,496.93	2,333.37	1,482.47	-35.85%	5040716200 SERVICE SUPPLIES - IT	20,064.09	28,000.00	24,533.84	-28.34%
2,176.84	2,583.37	1,850.34	-15.74%	5040801000 OFFICE SUPPLIES - OPS	18,499.07	31,000.00	19,951.08	-40.33%
375.58	2,500.00	530.80	-84.98%	5040804000 OFFICE SUPPLIES - MAINT	8,503.75	30,000.00	9,429.10	-71.65%
472.63	2,500.00	1,467.17	-81.09%	5040816000 OFFICE SUPPLIES - G&A	7,824.86	30,000.00	14,382.75	-73.92%
236.84	500.00	87.09	-52.63%	5040816200 OFFICE SUPPLIES - IT	3,385.14	6,000.00	2,855.12	-43.58%
119.98	0.00	0.00	100.00%	5040901000 COMPUTER & SERVER - MISC EXP'S -	15,225.86	0.00	8,133.41	100.00%
317.50	0.00	0.00	100.00%	5040904000 COMPUTER & SERVER - MISC EXP'S -	5,330.92	0.00	3,861.69	100.00%
6,237.30	0.00	1,799.45	100.00%	5040916000 COMPUTER & SERVER - MISC EXP'S -	42,237.99	0.00	29,615.23	100.00%
0.00	0.00	0.00	0.00%	5040916200 COMPUTER & SERVER - MISC EXP'S -	547.78	0.00	2,430.54	100.00%
121.94	0.00	0.00	100.00%	5041001000 SAFETY & TRAINING	26,831.64	0.00	21,321.66	100.00%
0.00	0.00	0.00	0.00%	5041004000 SAFETY & TRAINING - MAINT	1,139.99	0.00	3,686.00	100.00%
395.47	5,833.37	22,516.21	-93.22%	5041104000 PASSENGER SHELTER - REPAIRS	77,608.78	70,000.00	79,801.53	10.87%
1,051.49	1,666.63	0.00	-36.91%	5041201000 SMALL TOOLS & EQUIP - OPS	41,570.84	20,000.00	23,922.36	107.85%
210.64	3,333.37	1,474.21	-93.68%	5041204000 SMALL TOOLS & EQUIP - MAINT	23,063.55	40,000.00	17,433.89	-42.34%
300.00	1,666.63	-247.93	-82.00%	5041216000 SMALL TOOLS & EQUIP - G&A	7,836.16	20,000.00	2,804.53	-60.82%
3,350.00	1,666.63	1,104.04	101.00%	5041216200 SMALL TOOLS & EQUIP - IT	13,318.80	20,000.00	10,259.06	-33.41%
0.00	0.00	0.00	0.00%	5041216300 SMALL TOOLS & EQUIP - IT - NON REI	2,755.82	0.00	3,270.00	100.00%
0.00	0.00	0.00	0.00%	5041216400 SMALL TOOLS & EQUIP - G&A - NON	0.00	0.00	0.00	0.00%
0.00	0.00	0.00	0.00%	5041304000 FAREBOX REPAIRS	0.00	0.00	0.00	0.00%
1,576.00	0.00	6,076.22	100.00%	5041404000 CAD/AVL,CAMERA,RADIO REPAIRS -	69,878.87	0.00	39,195.93	100.00%
102.34	0.00	6,701.41	100.00%	5041504000 ADA VEHICLE - REPAIRS - MAINT	24,026.68	0.00	45,426.29	100.00%

Champaign Urbana Mass Transit District Budget Analysis Report

Fiscal Year: 2017		Period 12		Division: 00 Champaign Urbana Mass Transit District				As of: 07/18/2017	
June 2017	Budget This Period	June 2016	Act/Bgt Var %		2017 YTD	July Thru June Budget YTD	2016 YTD	Act/Bgt Var %	
296,040.21	624,548.98	358,352.68	-52.60%	5049999900 ** TOTAL MATERIAL & SUPPLIES	3,781,978.47	5,467,000.00	3,424,476.46	-30.82%	
19,184.10	27,510.00	25,017.39	-30.26%	5050216000 ** UTILITIES - G&A	308,444.55	300,000.00	273,229.03	2.81%	
8,693.57	8,232.00	5,848.22	5.61%	5050216200 ** UTILITIES - IT	77,730.67	105,000.00	74,530.48	-25.97%	
4,526.66	3,537.00	2,958.08	27.98%	5050216300 ** UTILITIES - IT - NON REIMB	38,478.06	45,000.00	37,649.00	-14.49%	
32,404.33	39,279.00	33,823.69	-17.50%	5059999900 **TOTAL UTILITIES	424,653.28	450,000.00	385,408.51	-5.63%	
				5060000000 ** CASUALTY & LIABILITY COSTS					
3,720.74	3,750.00	329.87	-0.78%	5060104000 PHYSICAL DAMAGE PREMIUMS - MAI	47,596.24	45,000.00	42,118.54	5.77%	
0.00	0.00	0.00	0.00%	5060116200 PHYSICAL DAMAGE PREMIUMS - IT	0.00	0.00	0.00	0.00%	
-4,522.64	-2,083.37	0.00	117.08%	5060204000 PHYSICAL DAMAGE RECOVERIES - M	-47,780.23	-25,000.00	-18,323.98	91.12%	
31,639.31	39,166.63	21,129.45	-19.22%	5060316000 PL & PD INSURANCE PREMIUMS - G&	381,160.52	470,000.00	385,067.74	-18.90%	
0.00	0.00	0.00	0.00%	5060316200 PL & PD INSURANCE PREMIUMS - IT	0.00	0.00	0.00	0.00%	
37,028.82	39,583.37	4,209.45	-6.45%	5060416000 UNINSURED PL & PD PAYOUTS - G&A	451,669.46	475,000.00	430,928.05	-4.91%	
2,274.85	0.00	201.69	100.00%	5060816000 UNINSURED PL & PD PAYOUTS - G&A	27,298.20	0.00	25,751.17	100.00%	
70,141.08	80,416.63	25,870.46	-12.78%	5069999900 ** TOTAL CASUALTY & LIABILITY	859,944.19	965,000.00	865,541.52	-10.89%	
				5070000000 ** TAXES					
7,136.19	0.00	0.00	100.00%	5070316000 PROPERTY TAXES	5,376.59	0.00	0.00	100.00%	
0.00	0.00	310.00	0.00%	5070401000 VEHICLE LICENSING FEES - OPS	3,710.00	0.00	310.00	100.00%	
0.00	0.00	0.00	0.00%	5070416000 VEHICLE LICENSING FEES - G&A	0.00	0.00	52.00	0.00%	
2,594.84	2,750.00	3,011.33	-5.64%	5070501000 FUEL TAX	38,674.86	33,000.00	38,998.51	17.20%	
9,731.03	2,750.00	3,321.33	253.86%	5079999900 ** TOTAL TAXES	47,761.45	33,000.00	39,360.51	44.73%	
				5079999999 **** EXPENSES ****					

Champaign Urbana Mass Transit District Budget Analysis Report

Fiscal Year: 2017		Period 12		Division: 00 Champaign Urbana Mass Transit District				As of: 07/18/2017	
June 2017	Budget This Period	June 2016	Act/Bgt Var %		2017 YTD	July Thru June Budget YTD	2016 YTD	Act/Bgt Var %	
				5080100000 ** PURCHASED TRANSPORTATION					
13,639.74	14,583.37	12,900.96	-6.47%	5080116000 CABS	160,796.22	175,000.00	137,446.38	-8.12%	
49,146.83	47,916.63	47,265.33	2.57%	5080216000 ADA CONTRACTS	589,761.96	575,000.00	567,205.96	2.57%	
62,786.57	62,500.00	60,166.29	0.46%	5089999900 **TOTAL PURCHASED TRANSPORTA	750,558.18	750,000.00	704,652.34	0.07%	
				5090000000 ** MISCELLANEOUS EXPENSES					
8,045.80	5,333.37	5,178.70	50.86%	5090116000 DUES & SUBSCRIPTIONS - G&A	74,297.52	64,000.00	65,755.15	16.09%	
13,401.16	6,666.63	6,538.17	101.02%	5090216000 TRAVEL & MEETINGS - G&A	69,567.81	80,000.00	69,252.23	-13.04%	
0.00	0.00	0.00	0.00%	5090716000 BAD DEBT EXPENSE	0.00	0.00	0.00	0.00%	
19,456.05	14,583.37	24,280.10	33.41%	5090816000 ADVERTISING EXPENSES - G&A	184,256.05	175,000.00	213,993.49	5.29%	
0.00	0.00	0.00	0.00%	5090816200 ADVERTISING EXPENSES - IT	0.00	0.00	0.00	0.00%	
5,800.00	708.37	6,400.00	718.78%	5090916000 TRUSTEE COMPENSATION	7,850.00	8,500.00	8,200.00	-7.65%	
61.50	2,166.63	747.33	-97.16%	5091016000 POSTAGE	4,841.61	26,000.00	6,107.87	-81.38%	
0.00	0.00	7,521.65	0.00%	5091516000 LOSS/DISPOSAL FIXED ASSETS	0.00	0.00	7,521.65	0.00%	
0.00	0.00	0.00	0.00%	5091616000 ADVERTISING SERVICES EXPENSE	0.00	0.00	0.00	0.00%	
1,145.00	0.00	0.00	100.00%	5091716000 SUBSTANCE ABUSE PROGRAM	21,699.72	0.00	7,394.10	100.00%	
2,015.31	1,666.63	-30.52	20.92%	5099901000 OTHER MISC EXPENSES - OPS	12,468.98	20,000.00	15,611.98	-37.66%	
435.99	833.37	410.21	-47.68%	5099904000 OTHER MISC EXPENSES - MAINT	4,963.03	10,000.00	6,899.42	-50.37%	
1,953.47	7,541.63	33,847.44	-74.10%	5099916000 OTHER MISC EXPENSES - G&A	46,752.61	90,500.00	48,385.40	-48.34%	
2,032.30	1,666.63	2,286.25	21.94%	5099916200 OTHER MISC EXPENSES - IT	6,650.00	20,000.00	4,656.11	-66.75%	
47.42	416.63	-2,059.98	-88.62%	5099916300 OTHER MISC EXPENSES - IT - NON R	960.44	5,000.00	592.40	-80.79%	
9,688.46	0.00	-11,147.04	100.00%	5099916400 OTHER MISC EXPENSES - G&A - NON	24,967.57	0.00	-135,865.42	100.00%	
0.00	0.00	0.00	0.00%	5099926000 UNALLOCATED EXPENSES	0.00	0.00	0.00	0.00%	
64,082.46	41,583.26	73,972.31	54.11%	5099999900 ** TOTAL MISCELLANEOUS EXPENSE	459,275.34	499,000.00	318,504.38	-7.96%	
				5100000000 ** EXPENSE TRANSFERS					
0.00	0.00	0.00	0.00%	5109999900 ** TOTAL EXPENSE TRANSFERS	0.00	0.00	0.00	0.00%	

Champaign Urbana Mass Transit District Budget Analysis Report

Fiscal Year: 2017		Period 12		Division: 00 Champaign Urbana Mass Transit District				As of: 07/18/2017	
June 2017	Budget This Period	June 2016	Act/Bgt Var %		2017 YTD	July Thru June Budget YTD	2016 YTD	Act/Bgt Var %	
5109999999 **** EXPENSES ***									
5110000000 ** INTEREST EXPENSES									
0.00	0.00	0.00	0.00%	5110116000 INTEREST - LONG-TERM DEBTS	0.00	0.00	0.00	0.00%	
25,066.39	0.00	0.00	100.00%	5110216000 INTEREST - SHORT-TERM DEBTS	28,985.42	0.00	0.00	100.00%	
25,066.39	0.00	0.00	100.00%	5119999900 ** TOTAL INTEREST	28,985.42	0.00	0.00	100.00%	
5120000000 ** LEASE & RENTALS									
0.00	8,333.37	4,808.34	-100.00%	5120401000 PASSENGER REVENUE VEHICLES -	48,083.40	100,000.00	58,678.32	-51.92%	
978.24	1,916.63	978.24	-48.96%	5120516000 SERVICE VEHICLE LEASES	11,738.88	23,000.00	10,760.64	-48.96%	
2,168.21	2,083.37	2,151.08	4.07%	5120704000 GARAGE EQUIPMENT LEASES - MAIN	26,069.91	25,000.00	18,945.77	4.28%	
0.00	0.00	0.00	0.00%	5120901000 RADIO EQUIPMENT LEASES - OPS	0.00	0.00	29,806.00	0.00%	
0.00	0.00	0.00	0.00%	5121216000 G.A. FACILITIES LEASES	0.00	0.00	0.00	0.00%	
9,988.85	0.00	6,819.79	100.00%	5121301000 MISCELLANEOUS LEASES - OPS	94,589.66	0.00	37,769.79	100.00%	
327.36	0.00	0.00	100.00%	5121304000 MISCELLANEOUS LEASES - MAINT	327.36	0.00	0.00	100.00%	
9,124.60	14,750.00	14,379.49	-38.14%	5121316000 MISCELLANEOUS LEASES - G&A	153,414.98	177,000.00	162,247.21	-13.32%	
1,383.59	0.00	1,839.20	100.00%	5121316200 MISCELLANEOUS LEASES - IT	20,732.40	0.00	20,431.62	100.00%	
0.00	0.00	0.00	0.00%	5121316300 MISCELLANEOUS LEASES - IT - NON	2,000.00	0.00	1,000.00	100.00%	
0.00	0.00	0.00	0.00%	5121316400 MISCELLANEOUS LEASES - G&A - NO	3,000.00	0.00	0.00	100.00%	
23,970.85	27,083.37	30,976.14	-11.49%	5129999900 ** TOTAL LEASE & RENTALS	359,956.59	325,000.00	339,639.35	10.76%	
5130000000 ** DEPRECIATION									
0.00	0.00	296,592.48	0.00%	5130201000 PASSENGER SHELTERS DEPR	0.00	0.00	296,592.48	0.00%	
0.00	0.00	3,142,443.97	0.00%	5130401000 REVENUE VEHICLE DEPRECIATION	0.00	0.00	3,142,443.97	0.00%	
0.00	0.00	25,388.21	0.00%	5130516000 SERVICE VEHICLE DEPRECIATION	0.00	0.00	25,388.21	0.00%	
0.00	0.00	20,811.25	0.00%	5130704000 GARAGE EQUIP. DEPRECIATION - MA	0.00	0.00	20,811.25	0.00%	
0.00	0.00	243,300.73	0.00%	5130901000 REVENUE VEHICLE RADIO EQUIP. DE	0.00	0.00	243,300.73	0.00%	
0.00	0.00	143,317.44	0.00%	5131016000 COMPUTER EQUIPMENT DEPRECIATI	0.00	0.00	143,317.44	0.00%	
0.00	0.00	57,190.75	0.00%	5131116000 REVENUE COLLECTION EQUIPMENT	0.00	0.00	57,190.75	0.00%	
0.00	0.00	1,735,704.77	0.00%	5131216000 G.A. FACILITIES DEPRECIATION	0.00	0.00	1,735,704.77	0.00%	
0.00	0.00	0.00	0.00%	5131316000 G.A. SYSTEM DEV. DEPRECIATION	0.00	0.00	0.00	0.00%	
0.00	0.00	116,499.87	0.00%	5131416000 MISCELLANEOUS EQUIPMENT DEPR	0.00	0.00	116,499.87	0.00%	
0.00	0.00	8,584.79	0.00%	5131516000 OFFICE EQUIPMENT DEPR.	0.00	0.00	8,584.79	0.00%	
0.00	0.00	5,789,834.26	0.00%	5139999900 ** TOTAL DEPRECIATION	0.00	0.00	5,789,834.26	0.00%	

Champaign Urbana Mass Transit District Budget Analysis Report

Fiscal Year: 2017		Period 12		Division: 00 Champaign Urbana Mass Transit District				As of: 07/18/2017	
June 2017	Budget This Period	June 2016	Act/Bgt Var %			2017 YTD	July Thru June Budget YTD	2016 YTD	Act/Bgt Var %
0.00	13,858,000.00	0.00	-100.00%	5170116000	DEBT SERVICE ON EQUIPMENT & FA	0.00	13,858,000.00	0.00	-100.00%
2,683,432.80	17,333,855.63	10,089,693.58	-84.52%	5999990000	**** TOTAL EXPENSES ****	32,719,782.90	51,109,000.00	39,447,905.71	-35.98%
1,390,645.04	-4,830,700.55	-3,720,444.34	-128.79%	5999999800	NET SURPLUS (DEFICIT)	14,917,505.34	862,500.00	4,190,239.05	> 999.99%

Champaign-Urbana Mass Transit District
Accounts Payable Check Disbursement List
BUSEY BANK OPERATING ACCOUNT

From Date: 6/01/2017 Thru Date: 6/30/2017

Check #	Check Date	Ref #	Name	Total Paid	C-CARTS Portion	MTD Portion	Voided
137500	01-Jun-17	B3555	BIRKEY'S FARM STORE, INC.	\$59.04		\$59.04	
137501	01-Jun-17	B8500	BUMPER TO BUMPER	\$159.11		\$159.11	
137502	01-Jun-17	B8501	BUMPER TO BUMPER	\$144.73		\$144.73	
137503	01-Jun-17	C0410	** CAVALRY PORTFOLIO SERVICES, LLC	\$264.61		\$264.61	
137504	01-Jun-17	C1560	CDC PAPER & JANITOR	\$431.21		\$431.21	
137505	01-Jun-17	C2165	CENTRAL ILLINOIS TRUCKS	\$0.00		\$0.00	X
137506	01-Jun-17	C2165	CENTRAL ILLINOIS TRUCKS	\$0.00		\$0.00	X
137507	01-Jun-17	C2165	CENTRAL ILLINOIS TRUCKS	\$9,330.30		\$9,330.30	
137508	01-Jun-17	C3045	CITY OF CHAMPAIGN	\$5,593.65		\$5,593.65	
137509	01-Jun-17	C3105	CHEMICAL MAINTENANCE INC.	\$2,745.00		\$2,745.00	
137510	01-Jun-17	C3512	CINTAS FIRST AID & SAFETY	\$63.73		\$63.73	
137511	01-Jun-17	C4588	CLEAN THE UNIFORM COMPANY HIGHLAND	\$1,281.66		\$1,281.66	
137512	01-Jun-17	C6263	COMCAST CABLE	\$96.76		\$96.76	
137513	01-Jun-17	C6301	CORSON MUSIC	\$68.93		\$68.93	
137514	01-Jun-17	D0365	JOHN A. DASH & ASSOCIATES	\$275.00		\$275.00	
137515	01-Jun-17	D0423	DAVE & HARRY LOCKSMITHS	\$716.00		\$716.00	
137516	01-Jun-17	D8587	DUST & SON OF CHAMPAIGN COUNTY, INC	\$632.12		\$632.12	
137517	01-Jun-17	E3382	EICHENAUER SERVICES, INC.	\$166.50		\$166.50	
137518	01-Jun-17	F0367	FASTENERS ETC., INC.	\$109.99		\$109.99	
137519	01-Jun-17	F6367	FORD CITY	\$299.15	\$100.93	\$198.22	
137520	01-Jun-17	G2320	GETZ FIRE EQUIPMENT CO.	\$413.50		\$413.50	
137521	01-Jun-17	G4293	GLOBAL TECHNICAL SYSTEMS, INC.	\$2,811.00		\$2,811.00	
137522	01-Jun-17	G7341	SUSAN GREER	\$40.00		\$40.00	
137523	01-Jun-17	H2154	JOEL HELMICK	\$122.63		\$122.63	
137524	01-Jun-17	I0025	** VANTAGEPOINT TRANSFER AGENTS - 301281	\$24,259.32		\$24,259.32	
137525	01-Jun-17	I1595	IDENTISYS INCORPORATED	\$597.21		\$597.21	
137526	01-Jun-17	I4750	ILLINI FIRE EQUIPMENT CO.	\$1,116.00		\$1,116.00	
137527	01-Jun-17	I4790	ILLINOIS-AMERICAN WATER	\$1,892.00		\$1,892.00	
137528	01-Jun-17	I5566	** INDIANA STATE CENTRAL COLLECTION UNIT	\$60.00		\$60.00	
137529	01-Jun-17	I5758	INIT INC.	\$2,650.00		\$2,650.00	
137530	01-Jun-17	I5800	JOHN MACLEAN	\$1,764.04		\$1,764.04	
137531	01-Jun-17	I8235	I3 BROADBAND - CU	\$47,145.10		\$47,145.10	
137532	01-Jun-17	J0310	JANEK CORPORATION	\$220.00		\$220.00	
137533	01-Jun-17	J0320	JANITOR & MAINTENANCE SUPPLIES, INC.	\$950.35		\$950.35	
137534	01-Jun-17	J3680	JEFFREY A. WILSEY	\$17.95		\$17.95	
137535	01-Jun-17	K2190	KEN'S OIL SERVICE, INC.	\$25,463.76		\$25,463.76	
137536	01-Jun-17	L0343	MICHAEL LARGE	\$80.00		\$80.00	
137537	01-Jun-17	L3511	LIQUID WASTE REMOVAL, INC.	\$240.80		\$240.80	
137538	01-Jun-17	L8604	AARON LUTZ	\$239.00		\$239.00	
137539	01-Jun-17	M0377	MARTIN ONE SOURCE	\$143.00		\$143.00	
137540	01-Jun-17	M1246	MCMASTER-CARR SUPPLY CO.	\$147.97		\$147.97	
137541	01-Jun-17	M1253	MCNICHOLS CO.	\$1,514.68		\$1,514.68	
137542	01-Jun-17	M1269	MCS OFFICE TECHNOLOGIES	\$11,045.00		\$11,045.00	
137543	01-Jun-17	M2179	MENARD'S	\$33.03		\$33.03	
137544	01-Jun-17	M3408	MIDWEST TRANSIT EQUIPMENT, INC.	\$592.99	\$256.73	\$336.26	
137545	01-Jun-17	M6018	FLEET SERVICES	\$14,878.75	\$5,842.74	\$9,036.01	
137546	01-Jun-17	M6162	MOHAWK MFG. & SUPPLY CO.	\$175.02		\$175.02	
137547	01-Jun-17	M8518	MUNCIE RECLAMATION-SUPPLY	\$35.04		\$35.04	
137548	01-Jun-17	N0387	NATIONAL COATINGS & SUPPLIES	\$214.19		\$214.19	
137549	01-Jun-17	N2292	THE AFTERMARKET PARTS COMPANY, LLC.	\$0.00		\$0.00	X
137550	01-Jun-17	N2292	THE AFTERMARKET PARTS COMPANY, LLC.	\$9,532.02		\$9,532.02	
137551	01-Jun-17	N2296	CORPORATE VIDEO LLC	\$1,000.00		\$1,000.00	
137552	01-Jun-17	N9686	** NYS CHILD SUPPORT PROCESSING CENTER	\$60.00		\$60.00	
137553	01-Jun-17	P0990	PCM SALES, INC.	\$223.38		\$223.38	
137554	01-Jun-17	P2180	PENNELL FORKLIFT SERVICE, INC.	\$100.59		\$100.59	
137555	01-Jun-17	P2254	PETTY CASH (CDL's)	\$50.00		\$50.00	
137556	01-Jun-17	P6436	POWDER COATING & CUSTOM CHROME	\$364.18		\$364.18	
137557	01-Jun-17	R2015	REPUBLIC SERVICES	\$1,015.35		\$1,015.35	
137558	01-Jun-17	R3488	RILCO OF PEORIA, INC.	\$3,491.94		\$3,491.94	
137559	01-Jun-17	R6120	ROGARDS OFFICE PRODUCTS	\$375.04		\$375.04	
137560	01-Jun-17	R6482	MICHAEL JOSEPH ROYSE	\$2,250.00		\$2,250.00	
137561	01-Jun-17	R8582	TYLER RUSH	\$250.00		\$250.00	
137562	01-Jun-17	S2020	DONAVYN L. SEAY	\$40.00		\$40.00	

Champaign-Urbana Mass Transit District
Accounts Payable Check Disbursement List
BUSEY BANK OPERATING ACCOUNT

From Date: 6/01/2017

Thru Date: 6/30/2017

Check #	Check Date	Ref #	Name	Total Paid	C-CARTS Portion	MTD Portion	Voided
137563	01-Jun-17	S3115	DANIEL J. HARTMAN	\$2,851.92		\$2,851.92	
137564	01-Jun-17	S5191	STUART SMITH	\$40.00		\$40.00	
137565	01-Jun-17	S8025	STAPLES BUSINESS ADVANTAG	\$46.49		\$46.49	
137566	01-Jun-17	S8506	JANE M. SULLIVAN	\$742.55		\$742.55	
137567	01-Jun-17	T0007	TJ'S LAUNDRY & DRY CLEANING	\$55.25		\$55.25	
137568	01-Jun-17	T2064	TEE JAY CENTRAL, INC.	\$1,094.01		\$1,094.01	
137569	01-Jun-17	T2205	TEPPER ELECTRIC SUPPLY CO	\$403.94		\$403.94	
137570	01-Jun-17	T2225	TERMINAL SUPPLY COMPANY	\$107.05		\$107.05	
137571	01-Jun-17	T7311	TRANSMART TECHNOLOGIES, INC.	\$11,434.90		\$11,434.90	
137572	01-Jun-17	T7590	TRUCK CENTERS, INC.	\$3,022.61		\$3,022.61	
137573	01-Jun-17	U5180	UNITED PARCEL SERVICE	\$13.41		\$13.41	
137574	01-Jun-17	U7359	** URBANA MUNICIPAL EMPL. CREDIT UNION	\$38,735.87		\$38,735.87	
137575	01-Jun-17	U7385	URBANA TRUE TIRES	\$731.43		\$731.43	
137576	01-Jun-17	V3590	VITAL EDUCATION & SUPPLY, INC.	\$670.00		\$670.00	
137577	01-Jun-17	V6271	MONICA VONNER	\$293.02		\$293.02	
137578	01-Jun-17	W3588	PETER WITTMAN	\$298.18		\$298.18	
137579	01-Jun-17	W7421	JEFFERY G. WRIGHT	\$717.74		\$717.74	
137580	01-Jun-17	B7491	LYNETTE BROWN	\$193.29		\$193.29	
137581	08-Jun-17	A1934	ADVANCE AUTO PARTS	\$103.92		\$103.92	
137582	08-Jun-17	A1939	ADVANTAGE SIGN AND GRAPHIC SOLUTIONS	\$2,401.18		\$2,401.18	
137583	08-Jun-17	A5085	AMERENIP	\$50.29		\$50.29	
137584	08-Jun-17	A7910	ASSURITY LIFE INSURANCE	\$105.50		\$105.50	
137585	08-Jun-17	A7910	ASSURITY LIFE INSURANCE	\$98.00		\$98.00	
137586	08-Jun-17	A8007	AT & T	\$479.52		\$479.52	
137587	08-Jun-17	B0427	** BARBECK COMMUNICATION	\$308.16	\$308.16	\$0.00	
137588	08-Jun-17	B2230	BERNS, CLANCY & ASSOC. PC	\$5,031.89		\$5,031.89	
137589	08-Jun-17	B4788	BLOSSOM BASKET FLORIST	\$60.00		\$60.00	
137590	08-Jun-17	B8501	BUMPER TO BUMPER	\$1,295.00		\$1,295.00	
137591	08-Jun-17	C1136	CCG, INC.	\$116.90		\$116.90	
137592	08-Jun-17	C1560	CDC PAPER & JANITOR	\$352.80		\$352.80	
137593	08-Jun-17	C2165	CENTRAL ILLINOIS TRUCKS	\$2,430.41		\$2,430.41	
137594	08-Jun-17	C4511	CLARKE POWER SERVICES, INC.	\$42,558.10		\$42,558.10	
137595	08-Jun-17	C4588	CLEAN THE UNIFORM COMPANY HIGHLAND	\$46.92		\$46.92	
137596	08-Jun-17	C6258	COLUMBIA STREET ROASTERY	\$164.00		\$164.00	
137597	08-Jun-17	C6259	COMMERCE BANK	\$7,403.50		\$7,403.50	
137598	08-Jun-17	C6263	COMCAST CABLE	\$134.08		\$134.08	
137599	08-Jun-17	C6284	CONSOLIDATED COMMUNICATIONS ENTERPRISE S	\$330.55		\$330.55	
137600	08-Jun-17	C6285	THOMAS C. CONRAD	\$40.00		\$40.00	
137601	08-Jun-17	C6475	COX ELECTRIC MOTOR SERV.	\$332.00		\$332.00	
137602	08-Jun-17	D0032	D & S SEWER SERVICE, INC.	\$110.00		\$110.00	
137603	08-Jun-17	D2848	DETAILER'S TRAINING	\$209.85		\$209.85	
137604	08-Jun-17	D8582	DURST CYCLE INC.	\$909.88		\$909.88	
137605	08-Jun-17	D8587	DUST & SON OF CHAMPAIGN COUNTY, INC	\$31.84		\$31.84	
137606	08-Jun-17	E3382	EICHENAUER SERVICES, INC.	\$472.88		\$472.88	
137607	08-Jun-17	E4733	STEVEN F. ELLIS	\$650.00		\$650.00	
137608	08-Jun-17	F0365	FASTENAL COMPANY	\$24.26		\$24.26	
137609	08-Jun-17	F2013	F.E. MORAN, INC.	\$232.00		\$232.00	
137610	08-Jun-17	F2055	FEDERAL EXPRESS CORP.	\$36.50		\$36.50	
137611	08-Jun-17	F4595	FLEET-NET CORPORATION	\$2,160.00		\$2,160.00	
137612	08-Jun-17	G2275	GENERAL TRUCK PARTS	\$6,241.80		\$6,241.80	
137613	08-Jun-17	G3484	GILLIG LLC	\$202.14		\$202.14	
137614	08-Jun-17	G4293	GLOBAL TECHNICAL SYSTEMS, INC.	\$7,065.00		\$7,065.00	
137615	08-Jun-17	G5519	KARL P. GNADT	\$220.00		\$220.00	
137616	08-Jun-17	G6300	GOODYEAR TIRE & RUBBER CO	\$12,381.46		\$12,381.46	
137617	08-Jun-17	H8359	STEVEN HUBER	\$250.00		\$250.00	
137618	08-Jun-17	H9538	HYDROTEX	\$4,913.38		\$4,913.38	
137619	08-Jun-17	I4747	ILLINI FS, INC.	\$13,440.70		\$13,440.70	
137620	08-Jun-17	I4761	ILLINI MEDIA	\$2,510.30		\$2,510.30	
137621	08-Jun-17	I4790	ILLINOIS-AMERICAN WATER	\$282.01		\$282.01	
137622	08-Jun-17	I4840	ILLINOIS OIL MARKETING	\$446.00		\$446.00	
137623	08-Jun-17	I5904	INTERSTATE BATTERIES	\$117.95		\$117.95	
137624	08-Jun-17	I8235	I3 BROADBAND - CU	\$217.99		\$217.99	
137625	08-Jun-17	K2190	KEN'S OIL SERVICE, INC.	\$12,546.07		\$12,546.07	

Champaign-Urbana Mass Transit District
Accounts Payable Check Disbursement List
BUSEY BANK OPERATING ACCOUNT

From Date: 6/01/2017

Thru Date: 6/30/2017

Check #	Check Date	Ref #	Name	Total Paid	C-CARTS Portion	MTD Portion	Voided
137626	08-Jun-17	L6446	LOWE'S	\$204.73		\$204.73	
137627	08-Jun-17	L9642	LYNN A. UMBARGER	\$1,340.00		\$1,340.00	
137628	08-Jun-17	M1246	MCMaster-CARR SUPPLY CO.	\$87.70		\$87.70	
137629	08-Jun-17	M1269	MCS OFFICE TECHNOLOGIES	\$10,906.78		\$10,906.78	
137630	08-Jun-17	M2179	MENARD'S	\$454.94		\$454.94	
137631	08-Jun-17	M6162	MOHAWK MFG. & SUPPLY CO.	\$86.00		\$86.00	
137632	08-Jun-17	M8518	MUNCIE RECLAMATION-SUPPLY	\$1,252.45		\$1,252.45	
137633	08-Jun-17	N0387	NATIONAL COATINGS & SUPPLIES	\$20.04		\$20.04	
137634	08-Jun-17	N2292	THE AFTERMARKET PARTS COMPANY, LLC.	\$4,399.92		\$4,399.92	
137635	08-Jun-17	O7450	ORKIN EXTERMINATING CO.	\$702.53		\$702.53	
137636	08-Jun-17	P2254	PETTY CASH (CDL's)	\$60.00		\$60.00	
137637	08-Jun-17	P2256	PETTY CASH (CHANGE FUND)	\$196.00		\$196.00	
137638	08-Jun-17	P4521	CYNTHIA HOYLE	\$4,470.00		\$4,470.00	
137639	08-Jun-17	P4522	SHERRY HELFER	\$398.83		\$398.83	
137640	08-Jun-17	R6120	ROGARDS OFFICE PRODUCTS	\$181.94	\$13.98	\$167.96	
137641	08-Jun-17	S1143	SCHINDLER ELEVATOR CORP.	\$1,621.44		\$1,621.44	
137642	08-Jun-17	S1156	SCHOONOVER SEWER SERVICE	\$220.00		\$220.00	
137643	08-Jun-17	S3006	ADAM C. SHANKS	\$201.72		\$201.72	
137644	08-Jun-17	S3115	DANIEL J. HARTMAN	\$182.77	\$60.00	\$122.77	
137645	08-Jun-17	S3187	SHOE CARNIVAL, INC.	\$139.98		\$139.98	
137646	08-Jun-17	S3487	SILVER MACHINE SHOP	\$3,348.00		\$3,348.00	
137647	08-Jun-17	S5187	LORI SMITH	\$31.61		\$31.61	
137648	08-Jun-17	S8506	JANE M. SULLIVAN	\$150.00		\$150.00	
137649	08-Jun-17	T0007	TJ'S LAUNDRY & DRY CLEANING	\$55.00		\$55.00	
137650	08-Jun-17	T2225	TERMINAL SUPPLY COMPANY	\$510.01		\$510.01	
137651	08-Jun-17	T3189	RAYMOND THOMAS	\$40.00		\$40.00	
137652	08-Jun-17	T7585	TRUGREEN CHEMLAWN	\$42.00		\$42.00	
137653	08-Jun-17	T7590	TRUCK CENTERS, INC.	\$3,004.63		\$3,004.63	
137654	08-Jun-17	U5180	UNITED PARCEL SERVICE	\$37.10		\$37.10	
137655	08-Jun-17	U7385	URBANA TRUE TIRES	\$683.67	\$36.95	\$646.72	
137656	08-Jun-17	U7653	US BANK VENDOR SERVICES	\$2,872.43	\$110.07	\$2,762.36	
137657	08-Jun-17	Z2333	ZF SERVICES NORTH AMERICA, LLC	\$489.24		\$489.24	
137658	08-Jun-17	B3555	BIRKEY'S FARM STORE, INC.	\$146.28		\$146.28	
137659	08-Jun-17	C2165	CENTRAL ILLINOIS TRUCKS	\$5.82		\$5.82	
137660	08-Jun-17	C3072	VILAIVONE GRIMM	\$40.00		\$40.00	
137661	08-Jun-17	F6414	RANDAL FOUTS	\$40.00		\$40.00	
137662	08-Jun-17	G2282	ADAM GENTILLE	\$24.34		\$24.34	
137663	08-Jun-17	L0246	DEAN LAMBERT	\$250.00		\$250.00	
137664	08-Jun-17	M8518	MUNCIE RECLAMATION-SUPPLY	\$214.50		\$214.50	
137665	08-Jun-17	R8487	BRIAN RULON	\$40.00		\$40.00	
137666	08-Jun-17	R8582	TYLER RUSH	\$130.79		\$130.79	
137667	08-Jun-17	C2172	CMS/LGHP	\$375,866.00	\$2,847.00	\$373,019.00	
137668	08-Jun-17	L3506	PATRICK LINDSTROM	\$2,337.26		\$2,337.26	
137669	08-Jun-17	M2114	LISA MEID	\$40.00		\$40.00	
137670	08-Jun-17	P7585	** PRUDENTIAL INSURANCE CO.	\$13.00		\$13.00	
137671	08-Jun-17	V0260	GARRY VANDENBERG	\$1,898.00		\$1,898.00	
137672	08-Jun-17	V6271	MONICA VONNER	\$293.02		\$293.02	
137673	08-Jun-17	W3588	PETER WITTMAN	\$298.18		\$298.18	
137674	08-Jun-17	W7421	JEFFERY G. WRIGHT	\$717.74		\$717.74	
137675	15-Jun-17	A1934	ADVANCE AUTO PARTS	\$38.52		\$38.52	
137676	15-Jun-17	A5085	AMERENIP	\$3,409.91		\$3,409.91	
137677	15-Jun-17	A7910	ASSURITY LIFE INSURANCE	\$228.18		\$228.18	
137678	15-Jun-17	A8155	ATLAS CAB	\$4,046.00		\$4,046.00	
137679	15-Jun-17	B0438	JUSTIN BARNHART	\$85.45		\$85.45	
137680	15-Jun-17	B4510	BLACK & COMPANY	\$163.38		\$163.38	
137681	15-Jun-17	B4512	RYAN BLACKMAN	\$2,161.45		\$2,161.45	
137682	15-Jun-17	C0410	** CAVALRY PORTFOLIO SERVICES, LLC	\$264.61		\$264.61	
137683	15-Jun-17	C1560	CDC PAPER & JANITOR	\$202.23		\$202.23	
137684	15-Jun-17	C3105	CHEMICAL MAINTENANCE INC.	\$4,200.00		\$4,200.00	
137685	15-Jun-17	C4511	CLARKE POWER SERVICES, INC.	\$425.47		\$425.47	
137686	15-Jun-17	C4585	CLEAN EXHAUST SPECIALIST LLC	\$946.56		\$946.56	
137687	15-Jun-17	C6408	COUNTRY ARBORS NURSERY, INC.	\$139.60		\$139.60	
137688	15-Jun-17	D0423	DAVE & HARRY LOCKSMITHS	\$235.00		\$235.00	

Champaign-Urbana Mass Transit District
Accounts Payable Check Disbursement List
BUSEY BANK OPERATING ACCOUNT

From Date: 6/01/2017 Thru Date: 6/30/2017

Check #	Check Date	Ref #	Name	Total Paid	C-CARTS Portion	MTD Portion	Voided
137689	15-Jun-17	D3590	DISH PASSIONATE CUISINE	\$72.00		\$72.00	
137690	15-Jun-17	F0365	FASTENAL COMPANY	\$80.70		\$80.70	
137691	15-Jun-17	F2013	F.E. MORAN, INC.	\$425.95		\$425.95	
137692	15-Jun-17	F6367	FORD CITY	\$222.88		\$222.88	
137693	15-Jun-17	F6380	REBEKKA BOLT	\$134.88		\$134.88	
137694	15-Jun-17	G3484	GILLIG LLC	\$664.30		\$664.30	
137695	15-Jun-17	G4290	GLOBAL EQUIPMENT COMPANY	\$1,569.22		\$1,569.22	
137696	15-Jun-17	G6290	ANNETTE GOODRICH	\$40.00		\$40.00	
137697	15-Jun-17	H0325	DENNIS E. HARPER	\$120.00		\$120.00	
137698	15-Jun-17	H6115	MIKE HOFFMANN	\$5,000.00		\$5,000.00	
137699	15-Jun-17	H8360	HUBNER MANUFACTURING	\$1,778.00		\$1,778.00	
137700	15-Jun-17	I0025	** VANTAGEPOINT TRANSFER AGENTS - 301281	\$24,075.39		\$24,075.39	
137701	15-Jun-17	I4747	ILLINI FS, INC.	\$84.00		\$84.00	
137702	15-Jun-17	I4750	ILLINI FIRE EQUIPMENT CO.	\$33.00		\$33.00	
137703	15-Jun-17	I5566	** INDIANA STATE CENTRAL COLLECTION UNIT	\$60.00		\$60.00	
137704	15-Jun-17	I5758	INIT INC.	\$208,813.36		\$208,813.36	
137705	15-Jun-17	K2190	KEN'S OIL SERVICE, INC.	\$11,456.21		\$11,456.21	
137706	15-Jun-17	K3461	JAN M. KIJOWSKI	\$40.00		\$40.00	
137707	15-Jun-17	L3506	PATRICK LINDSTROM	\$711.37		\$711.37	
137708	15-Jun-17	L3517	JAMES R. LINGREEN	\$216.90		\$216.90	
137709	15-Jun-17	L6285	LOOMIS	\$271.63		\$271.63	
137710	15-Jun-17	L8605	CHARLES LUTZ	\$137.50		\$137.50	
137711	15-Jun-17	M1246	MCMASTER-CARR SUPPLY CO.	\$160.45		\$160.45	
137712	15-Jun-17	M2114	LISA MEID	\$150.00		\$150.00	
137713	15-Jun-17	M2179	MENARD'S	\$49.88		\$49.88	
137714	15-Jun-17	M3015	MH EQUIPMENT COMPANY	\$1,449.78		\$1,449.78	
137715	15-Jun-17	M3408	** MIDWEST TRANSIT EQUIPMENT, INC.	\$369.99	\$369.99	\$0.00	
137716	15-Jun-17	M6334	MORGAN DISTRIBUTING, INC.	\$12,250.59		\$12,250.59	
137717	15-Jun-17	M8518	MUNCIE RECLAMATION-SUPPLY	\$124.00		\$124.00	
137718	15-Jun-17	N2292	THE AFTERMARKET PARTS COMPANY, LLC.	\$0.00		\$0.00	X
137719	15-Jun-17	N2292	THE AFTERMARKET PARTS COMPANY, LLC.	\$14,870.40		\$14,870.40	
137720	15-Jun-17	N9686	** NYS CHILD SUPPORT PROCESSING CENTER	\$60.00		\$60.00	
137721	15-Jun-17	R3488	RILCO OF PEORIA, INC.	\$1,252.59		\$1,252.59	
137722	15-Jun-17	S0254	SAM'S CLUB	\$4,894.01		\$4,894.01	
137723	15-Jun-17	S1156	SCHOONOVER SEWER SERVICE	\$255.00		\$255.00	
137724	15-Jun-17	S3115	DANIEL J. HARTMAN	\$516.91		\$516.91	
137725	15-Jun-17	S5981	AMY L. SNYDER	\$80.00		\$80.00	
137726	15-Jun-17	T2064	TEE JAY CENTRAL, INC.	\$1,493.81		\$1,493.81	
137727	15-Jun-17	T2205	TEPPER ELECTRIC SUPPLY CO	\$172.20		\$172.20	
137728	15-Jun-17	T3063	THERMO KING MIDWEST, INC.	\$7,063.77		\$7,063.77	
137729	15-Jun-17	T7590	TRUCK CENTERS, INC.	\$4,173.41		\$4,173.41	
137730	15-Jun-17	U5180	UNITED PARCEL SERVICE	\$199.01		\$199.01	
137731	15-Jun-17	U5996	UNIVERSITY OF ILLINOIS	\$433.00		\$433.00	
137732	15-Jun-17	U7357	CITY OF URBANA	\$3,379.84		\$3,379.84	
137733	15-Jun-17	U7359	** URBANA MUNICIPAL EML. CREDIT UNION	\$41,691.26		\$41,691.26	
137734	15-Jun-17	U7385	URBANA TRUE TIRES	\$245.15	\$31.95	\$213.20	
137735	15-Jun-17	V2233	VERIZON WIRELESS	\$621.12		\$621.12	
137736	15-Jun-17	V6271	MONICA VONNER	\$293.02		\$293.02	
137737	15-Jun-17	W0005	WDWS/WHMS/WUIL RADIO	\$490.00		\$490.00	
137738	15-Jun-17	W3455	UIF/WILL	\$470.00		\$470.00	
137739	15-Jun-17	W3588	PETER WITTMAN	\$298.18		\$298.18	
137740	15-Jun-17	W7421	JEFFERY G. WRIGHT	\$717.74		\$717.74	
137741	15-Jun-17	Y2150	YELLOW TRANSPORT, LTD.	\$8,568.74		\$8,568.74	
137742	15-Jun-17	Z2333	ZF SERVICES NORTH AMERICA, LLC	\$329.03		\$329.03	
137743	22-Jun-17	A0865	ABSOPURE WATER COMPANY	\$9.00		\$9.00	
137744	22-Jun-17	A1941	ADVANTAGE SURVEILLANCE	\$1,350.00		\$1,350.00	
137745	22-Jun-17	A2487	** AFLAC	\$7,910.12		\$7,910.12	
137746	22-Jun-17	A2488	** AFLAC GROUP INSURANCE	\$524.20		\$524.20	
137747	22-Jun-17	A4890	EVAN ALVAREZ	\$35.30		\$35.30	
137748	22-Jun-17	A5085	AMERENIP	\$3,575.82		\$3,575.82	
137749	22-Jun-17	A7324	PDC/AREA COMPANIES	\$884.00		\$884.00	
137750	22-Jun-17	A7545	ARROW GLASS COMPANY	\$242.24		\$242.24	
137751	22-Jun-17	A7910	ASSURITY LIFE INSURANCE	\$130.00		\$130.00	

Champaign-Urbana Mass Transit District
Accounts Payable Check Disbursement List
BUSEY BANK OPERATING ACCOUNT

From Date: 6/01/2017

Thru Date: 6/30/2017

Check #	Check Date	Ref #	Name	Total Paid	C-CARTS Portion	MTD Portion	Voided
137752	22-Jun-17	A7910	ASSURITY LIFE INSURANCE	\$642.01		\$642.01	
137753	22-Jun-17	A8007	AT & T	\$144.32		\$144.32	
137754	22-Jun-17	B4910	JASON BLUNIER	\$40.00		\$40.00	
137755	22-Jun-17	C1560	CDC PAPER & JANITOR	\$755.04		\$755.04	
137756	22-Jun-17	C2165	CENTRAL ILLINOIS TRUCKS	\$177.24		\$177.24	
137757	22-Jun-17	C3043	CHAMPAIGN CENTER PARTNERSHIP	\$500.00		\$500.00	
137758	22-Jun-17	C3069	CHAMPAIGN CO. GIS CONSORTIUM	\$5,300.00		\$5,300.00	
137759	22-Jun-17	C3100	CHELSEA FINANCIAL GROUP, LTD.	\$12,961.27		\$12,961.27	
137760	22-Jun-17	C3105	CHEMICAL MAINTENANCE INC.	\$508.00		\$508.00	
137761	22-Jun-17	C3512	CINTAS FIRST AID & SAFETY	\$58.79		\$58.79	
137762	22-Jun-17	C4647	COVENTBRIDGE USA INC	\$809.38		\$809.38	
137763	22-Jun-17	C6258	COLUMBIA STREET ROASTERY	\$172.25		\$172.25	
137764	22-Jun-17	C6263	COMCAST CABLE	\$366.07		\$366.07	
137765	22-Jun-17	C6290	CONG CONG	\$465.00		\$465.00	
137766	22-Jun-17	C6685	CONSTELLATION NEWENERGY, INC.	\$15,245.74		\$15,245.74	
137767	22-Jun-17	D0423	DAVE & HARRY LOCKSMITHS	\$235.00		\$235.00	
137768	22-Jun-17	D2012	DEAN'S GRAPHICS	\$673.20		\$673.20	
137769	22-Jun-17	D2850	DEVELOPMENTAL SERVICES	\$37,349.50		\$37,349.50	
137770	22-Jun-17	D2942	DEX	\$338.60		\$338.60	
137771	22-Jun-17	F0365	FASTENAL COMPANY	\$1,603.49		\$1,603.49	
137772	22-Jun-17	F0367	FASTENERS ETC., INC.	\$176.54		\$176.54	
137773	22-Jun-17	F2013	F.E. MORAN, INC.	\$232.00		\$232.00	
137774	22-Jun-17	F3580	FIRM SYSTEMS	\$53.00		\$53.00	
137775	22-Jun-17	F6332	DAVID L. FOOTE	\$4,553.62		\$4,553.62	
137776	22-Jun-17	G2277	GENFARE	\$213.30		\$213.30	
137777	22-Jun-17	G2320	GETZ FIRE EQUIPMENT CO.	\$181.90		\$181.90	
137778	22-Jun-17	G3484	GILLIG LLC	\$253.30		\$253.30	
137779	22-Jun-17	G4293	GLOBAL TECHNICAL SYSTEMS, INC.	\$1,576.00		\$1,576.00	
137780	22-Jun-17	G6290	ANNETTE GOODRICH	\$40.00		\$40.00	
137781	22-Jun-17	H3360	HIBU INC.	\$118.00		\$118.00	
137782	22-Jun-17	H3564	HIRERIGHT SOLUTIONS INC.	\$1,126.68		\$1,126.68	
137783	22-Jun-17	I4828	ILLINOIS HOME PAGE	\$400.00		\$400.00	
137784	22-Jun-17	I4879	IL PUBLIC TRANSIT RISK MANAGEMENT ASOC	\$968,602.67		\$968,602.67	
137784	22-Jun-17	I4879	IL PUBLIC TRANSIT RISK MANAGEMENT ASOC	(\$968,602.67)		(\$968,602.67)	X
137785	22-Jun-17	J6133	ANDREW JOHNSON	\$1,153.16		\$1,153.16	
137786	22-Jun-17	K8564	KURLAND STEEL COMPANY	\$164.28		\$164.28	
137787	22-Jun-17	L2270	LETTER PUBLICATIONS	\$349.00		\$349.00	
137788	22-Jun-17	L3506	PATRICK LINDSTROM	\$202.34		\$202.34	
137789	22-Jun-17	L3517	JAMES R. LINGREEN	\$170.97		\$170.97	
137790	22-Jun-17	M0375	MARTIN, HOOD, FRIESE & ASSOC. , LLC	\$2,748.00		\$2,748.00	
137791	22-Jun-17	M1253	MCNICHOLS CO.	\$5,268.13		\$5,268.13	
137792	22-Jun-17	M2179	MENARD'S	\$395.47		\$395.47	
137793	22-Jun-17	M3375	MID ILLINOIS DEVELOPMENT, LLC	\$8,500.00		\$8,500.00	
137794	22-Jun-17	M3588	MITCHELL PHARMACY SOLUTIONS	\$138.30		\$138.30	
137795	22-Jun-17	M8518	MUNCIE RECLAMATION-SUPPLY	\$589.80		\$589.80	
137796	22-Jun-17	N2292	THE AFTERMARKET PARTS COMPANY, LLC.	\$0.00		\$0.00	X
137797	22-Jun-17	N2292	THE AFTERMARKET PARTS COMPANY, LLC.	\$17,545.58		\$17,545.58	
137798	22-Jun-17	N2295	THE NEWS GAZETTE	\$4,879.63	\$360.00	\$4,519.63	
137799	22-Jun-17	O2405	OFFICE DEPOT, INC.	\$22.18		\$22.18	
137800	22-Jun-17	P2254	PETTY CASH (CDL's)	\$150.00		\$150.00	
137801	22-Jun-17	P6385	POTTER ELECTRIC SERVICE INC.	\$608.00		\$608.00	
137802	22-Jun-17	P7367	PREMIER PRINT GROUP	\$1,364.00		\$1,364.00	
137803	22-Jun-17	P7593	DAN PRUTSMAN	\$183.08		\$183.08	
137804	22-Jun-17	R0272	JOSEPH S. RANK	\$90.13		\$90.13	
137805	22-Jun-17	R6120	ROGARDS OFFICE PRODUCTS	\$381.41		\$381.41	
137806	22-Jun-17	S0060	SAFEWORKS ILLINOIS	\$1,065.00		\$1,065.00	
137807	22-Jun-17	S3115	DANIEL J. HARTMAN	\$313.23		\$313.23	
137808	22-Jun-17	S3187	SHOE CARNIVAL, INC.	\$434.87		\$434.87	
137809	22-Jun-17	S5192	S.J. SMITH WELDING SUPPLY	\$109.40		\$109.40	
137810	22-Jun-17	T7590	TRUCK CENTERS, INC.	\$1,910.07		\$1,910.07	
137811	22-Jun-17	T9069	TWILIG INC	\$11,486.92		\$11,486.92	
137812	22-Jun-17	U5998	UNIVERSITY OF ILLINOIS	\$11,797.33		\$11,797.33	
137813	22-Jun-17	U7355	U-C SANITARY DISTRICT	\$1,050.36		\$1,050.36	

Champaign-Urbana Mass Transit District
Accounts Payable Check Disbursement List
BUSEY BANK OPERATING ACCOUNT

From Date: 6/01/2017 Thru Date: 6/30/2017

Check #	Check Date	Ref #	Name	Total Paid	C-CARTS Portion	MTD Portion	Voided
137814	22-Jun-17	U7385	URBANA TRUE TIRES	\$1,553.34	\$453.31	\$1,100.03	
137815	22-Jun-17	V6271	MONICA VONNER	\$293.02		\$293.02	
137816	22-Jun-17	W0003	WCIA-CHANNEL 3	\$1,400.00		\$1,400.00	
137817	22-Jun-17	W2155	WELCH SYSTEMS, INC.	\$10.96		\$10.96	
137818	22-Jun-17	W3126	TODD WHITT	\$120.00		\$120.00	
137819	22-Jun-17	W3485	CHARLES A. WILSON	\$120.00		\$120.00	
137820	22-Jun-17	W3500	WIMACTEL INC.	\$13.97		\$13.97	
137821	22-Jun-17	W3588	PETER WITTMAN	\$298.18		\$298.18	
137822	22-Jun-17	W7421	JEFFERY G. WRIGHT	\$717.74		\$717.74	
137823	29-Jun-17	A1934	ADVANCE AUTO PARTS	\$76.06		\$76.06	
137824	29-Jun-17	A3065	AHEAD OF OUR TIME PUBLISHING, INC.	\$500.00		\$500.00	
137825	29-Jun-17	A4710	ALLDATA CORPORATION	\$1,500.00		\$1,500.00	
137826	29-Jun-17	A4804	ALPHA CONTROLS & SERVICES LLC	\$250.00		\$250.00	
137827	29-Jun-17	A5002	AMAZON	\$2,178.13		\$2,178.13	
137828	29-Jun-17	A5085	AMERENIP	\$4,635.62		\$4,635.62	
137829	29-Jun-17	A5108	AMERICAN DOWELL SIGN CO., INC.	\$2,287.50		\$2,287.50	
137830	29-Jun-17	A5115	AMERICAN PUBLIC TRANSIT	\$35,029.00		\$35,029.00	
137831	29-Jun-17	B2180	BENEFIT PLANNING CONSULTANTS, INC.	\$806.00		\$806.00	
137832	29-Jun-17	B2227	BERG TANKS	\$1,540.00		\$1,540.00	
137833	29-Jun-17	B2230	BERNS, CLANCY & ASSOC. PC	\$13,600.00		\$13,600.00	
137834	29-Jun-17	B4510	BLACK & COMPANY	\$281.60		\$281.60	
137835	29-Jun-17	B4780	BNA	\$3,395.00		\$3,395.00	
137836	29-Jun-17	B8501	BUMPER TO BUMPER	\$296.60		\$296.60	
137837	29-Jun-17	C0410	** CAVALRY PORTFOLIO SERVICES, LLC	\$264.61		\$264.61	
137838	29-Jun-17	C1560	CDC PAPER & JANITOR	\$888.14		\$888.14	
137839	29-Jun-17	C2165	CENTRAL ILLINOIS TRUCKS	\$0.00		\$0.00	X
137840	29-Jun-17	C2165	CENTRAL ILLINOIS TRUCKS	\$11,499.37		\$11,499.37	
137841	29-Jun-17	C3045	CITY OF CHAMPAIGN	\$121.25		\$121.25	
137842	29-Jun-17	C3058	CHAMPAIGN DO-IT-BEST AND	\$15.06		\$15.06	
137843	29-Jun-17	C3072	VILAIVONE GRIMM	\$40.00		\$40.00	
137844	29-Jun-17	C3108	CHEMSTATION OF INDIANA	\$2,338.80		\$2,338.80	
137845	29-Jun-17	C3512	CINTAS FIRST AID & SAFETY	\$100.54		\$100.54	
137846	29-Jun-17	C4511	CLARKE POWER SERVICES, INC.	\$13,469.77		\$13,469.77	
137847	29-Jun-17	C4514	CLARKE POWER SERVICES, INC.	\$1,059.94		\$1,059.94	
137848	29-Jun-17	C4588	CLEAN THE UNIFORM COMPANY HIGHLAND	\$1,283.97		\$1,283.97	
137849	29-Jun-17	C6257	** MARSHA L. COMBS-SKINNER	\$436.14		\$436.14	
137850	29-Jun-17	C6257	** MARSHA L. COMBS-SKINNER	\$1,284.66		\$1,284.66	
137851	29-Jun-17	C6258	COLUMBIA STREET ROASTERY	\$33.25		\$33.25	
137852	29-Jun-17	C6259	COMMERCE BANK	\$11,544.50	\$163.82	\$11,380.68	
137853	29-Jun-17	C6263	COMCAST CABLE	\$211.81		\$211.81	
137854	29-Jun-17	C6684	CONSTELLATION ENERGY SERV - NATURAL GAS	\$2,302.79		\$2,302.79	
137855	29-Jun-17	D0423	DAVE & HARRY LOCKSMITHS	\$42.00		\$42.00	
137856	29-Jun-17	D0426	DAVIS-HOUK MECHANICAL, INC	\$2,024.09		\$2,024.09	
137857	29-Jun-17	D2848	DETAILER'S TRAINING	\$209.85		\$209.85	
137858	29-Jun-17	D3590	DISH PASSIONATE CUISINE	\$25.00		\$25.00	
137859	29-Jun-17	D8587	DUST & SON OF CHAMPAIGN COUNTY, INC	\$300.83		\$300.83	
137860	29-Jun-17	E3393	BRENDA EILBRACHT	\$80.00		\$80.00	
137861	29-Jun-17	E4595	ELECTRIC AUTO	\$625.00		\$625.00	
137862	29-Jun-17	E4733	STEVEN F. ELLIS	\$76.29		\$76.29	
137863	29-Jun-17	F0365	FASTENAL COMPANY	\$43.38		\$43.38	
137864	29-Jun-17	F0367	FASTENERS ETC., INC.	\$25.19		\$25.19	
137865	29-Jun-17	F2013	F.E. MORAN, INC.	\$210.00		\$210.00	
137866	29-Jun-17	F4595	FLEET-NET CORPORATION	\$1,006.25		\$1,006.25	
137867	29-Jun-17	F6367	FORD CITY	\$111.00	\$89.80	\$21.20	
137868	29-Jun-17	F6368	** FORD MOTOR CREDIT COMPANY LLC	\$763.19		\$763.19	
137869	29-Jun-17	F6404	4IMPRINT, INC.	\$8,711.96		\$8,711.96	
137870	29-Jun-17	G0350	QUINTON GARRETT	\$65.39		\$65.39	
137871	29-Jun-17	G2320	GETZ FIRE EQUIPMENT CO.	\$59.40		\$59.40	
137872	29-Jun-17	G3102	GHR ENGINEERS & ASSOCIATES, INC.	\$1,906.15		\$1,906.15	
137873	29-Jun-17	G3484	GILLIG LLC	\$3,957.62		\$3,957.62	
137874	29-Jun-17	G4290	GLOBAL EQUIPMENT COMPANY	\$162.86		\$162.86	
137875	29-Jun-17	G5519	KARL P. GNADT	\$555.24		\$555.24	
137876	29-Jun-17	G6300	GOODYEAR TIRE & RUBBER CO	\$20.00		\$20.00	

Champaign-Urbana Mass Transit District
Accounts Payable Check Disbursement List
BUSEY BANK OPERATING ACCOUNT

From Date: 6/01/2017 Thru Date: 6/30/2017

Check #	Check Date	Ref #	Name	Total Paid	C-CARTS Portion	MTD Portion	Voided
137877	29-Jun-17	G7341	SUSAN GREER	\$40.00		\$40.00	
137878	29-Jun-17	H2150	LARRY HELM	\$40.00		\$40.00	
137879	29-Jun-17	I0025	** VANTAGEPOINT TRANSFER AGENTS - 301281	\$22,807.32		\$22,807.32	
137880	29-Jun-17	I1595	IDENTISYS INCORPORATED	\$677.41		\$677.41	
137881	29-Jun-17	I4747	ILLINI FS, INC.	\$21,687.55		\$21,687.55	
137882	29-Jun-17	I4790	ILLINOIS-AMERICAN WATER	\$2,743.20		\$2,743.20	
137883	29-Jun-17	I5566	** INDIANA STATE CENTRAL COLLECTION UNIT	\$60.00		\$60.00	
137884	29-Jun-17	I7667	ISAKSEN GLERUM WACHTER, LLC	\$12,165.75		\$12,165.75	
137885	29-Jun-17	J0310	JANEK CORPORATION	\$1,000.00		\$1,000.00	
137886	29-Jun-17	J0320	JANITOR & MAINTENANCE SUPPLIES, INC.	\$594.10		\$594.10	
137887	29-Jun-17	K2190	KEN'S OIL SERVICE, INC.	\$11,371.00		\$11,371.00	
137888	29-Jun-17	K3515	KIMBALL MIDWEST	\$165.52		\$165.52	
137889	29-Jun-17	K8564	KURLAND STEEL COMPANY	\$236.64		\$236.64	
137890	29-Jun-17	L0440	LAWSON PRODUCTS, INC.	\$40.96		\$40.96	
137891	29-Jun-17	L3395	LIFE FITNESS	\$761.20		\$761.20	
137892	29-Jun-17	L3506	PATRICK LINDSTROM	\$136.70		\$136.70	
137893	29-Jun-17	L3517	JAMES R. LINGREEN	\$517.69		\$517.69	
137894	29-Jun-17	M0377	MARTIN ONE SOURCE	\$178.00		\$178.00	
137895	29-Jun-17	M1246	MCMASTER-CARR SUPPLY CO.	\$114.26		\$114.26	
137896	29-Jun-17	M1253	MCNICHOLS CO.	\$3,044.88		\$3,044.88	
137897	29-Jun-17	M2179	MENARD'S	\$650.58	\$67.96	\$582.62	
137898	29-Jun-17	M3408	MIDWEST TRANSIT EQUIPMENT, INC.	\$443.88		\$443.88	
137899	29-Jun-17	M6018	FLEET SERVICES	\$12,910.28	\$5,659.76	\$7,250.52	
137900	29-Jun-17	M6162	MOHAWK MFG. & SUPPLY CO.	\$99.04		\$99.04	
137901	29-Jun-17	M8518	MUNCIE RECLAMATION-SUPPLY	\$4,376.48		\$4,376.48	
137902	29-Jun-17	M9548	MYERS TIRE SUPPLY	\$420.64		\$420.64	
137903	29-Jun-17	N0320	NAPA AUTO PARTS	\$186.29		\$186.29	
137904	29-Jun-17	N0387	NATIONAL COATINGS & SUPPLIES	\$430.62		\$430.62	
137905	29-Jun-17	N2292	THE AFTERMARKET PARTS COMPANY, LLC.	\$0.00		\$0.00	X
137906	29-Jun-17	N2292	THE AFTERMARKET PARTS COMPANY, LLC.	\$0.00		\$0.00	X
137907	29-Jun-17	N2292	THE AFTERMARKET PARTS COMPANY, LLC.	\$7,721.40		\$7,721.40	
137908	29-Jun-17	N9686	** NYS CHILD SUPPORT PROCESSING CENTER	\$60.00		\$60.00	
137909	29-Jun-17	O7677	OSBORNE COINAGE COMPANY	\$591.30		\$591.30	
137910	29-Jun-17	P0235	MARTIN PALMISANO	\$152.59		\$152.59	
137911	29-Jun-17	P0990	PCM SALES, INC.	\$157.99		\$157.99	
137912	29-Jun-17	P2253	TRACEY PETTIGREW	\$80.00		\$80.00	
137913	29-Jun-17	P2259	PETTY CASH (IL TERMINAL)	\$457.12		\$457.12	
137914	29-Jun-17	P7379	** PRESTIGE FINANCIAL SERVICES, INC.	\$631.51		\$631.51	
137915	29-Jun-17	Q8455	QUILL	\$245.76		\$245.76	
137916	29-Jun-17	R2015	REPUBLIC SERVICES	\$1,026.00		\$1,026.00	
137917	29-Jun-17	R3488	RILCO OF PEORIA, INC.	\$3,566.81		\$3,566.81	
137918	29-Jun-17	R6120	ROGARDS OFFICE PRODUCTS	\$519.95	\$41.34	\$478.61	
137919	29-Jun-17	R6130	ROGERS SUPPLY COMPANY INC	\$580.78		\$580.78	
137920	29-Jun-17	S0078	SAFETY-KLEEN CORP.	\$555.50		\$555.50	
137921	29-Jun-17	S1156	SCHOONOVER SEWER SERVICE	\$325.00		\$325.00	
137922	29-Jun-17	S3006	ADAM C. SHANKS	\$135.01		\$135.01	
137923	29-Jun-17	S3086	SHERWIN-WILLIAMS	\$192.00		\$192.00	
137924	29-Jun-17	S3115	DANIEL J. HARTMAN	\$522.58		\$522.58	
137925	29-Jun-17	S3499	SIMPLEXGRINNELL LP	\$1,334.00		\$1,334.00	
137926	29-Jun-17	S5191	STUART SMITH	\$40.00		\$40.00	
137927	29-Jun-17	S5192	S.J. SMITH WELDING SUPPLY	\$37.56		\$37.56	
137928	29-Jun-17	S8135	ROBERT W. STICKELS	\$40.00		\$40.00	
137929	29-Jun-17	T0007	TJ'S LAUNDRY & DRY CLEANING	\$110.25		\$110.25	
137930	29-Jun-17	T2205	TEPPER ELECTRIC SUPPLY CO	\$133.20		\$133.20	
137931	29-Jun-17	T2225	TERMINAL SUPPLY COMPANY	\$571.73		\$571.73	
137932	29-Jun-17	T3063	THERMO KING MIDWEST, INC.	\$3,750.29		\$3,750.29	
137933	29-Jun-17	T7585	TRUGREEN CHEMLAWN	\$246.96		\$246.96	
137934	29-Jun-17	T7590	TRUCK CENTERS, INC.	\$1,202.38		\$1,202.38	
137935	29-Jun-17	U5180	UNITED PARCEL SERVICE	\$50.86		\$50.86	
137936	29-Jun-17	U7355	U-C SANITARY DISTRICT	\$2,385.05		\$2,385.05	
137937	29-Jun-17	U7357	CITY OF URBANA	\$342.50		\$342.50	
137938	29-Jun-17	U7359	** URBANA MUNICIPAL EML. CREDIT UNION	\$39,436.67		\$39,436.67	
137939	29-Jun-17	U7385	URBANA TRUE TIRES	\$1,257.60	\$291.63	\$965.97	

Champaign-Urbana Mass Transit District
Accounts Payable Check Disbursement List
BUSEY BANK OPERATING ACCOUNT

From Date: 6/01/2017

Thru Date: 6/30/2017

Check #	Check Date	Ref #	Name	Total Paid	C-CARTS Portion	MTD Portion	Voided
137940	29-Jun-17	V0269	TOU VANNARATH	\$53.13		\$53.13	
137941	29-Jun-17	V6271	MONICA VONNER	\$293.02		\$293.02	
137942	29-Jun-17	W3588	PETER WITTMAN	\$298.18		\$298.18	
137943	29-Jun-17	W7421	JEFFERY G. WRIGHT	\$717.74		\$717.74	
137944	29-Jun-17	W8564	WURTH USA MIDWEST, INC.	\$256.79		\$256.79	
6021710	02-Jun-17	I5862	** INTERNAL REVENUE SERVICE	\$2,505.14	\$2,505.14	\$0.00	
6022017	02-Jun-17	I5862	INTERNAL REVENUE SERVICE	\$156,390.65		\$156,390.65	
6031710	02-Jun-17	I4826	** ILLINOIS DEPT OF REVENUE	\$389.43	\$389.43	\$0.00	
6032017	02-Jun-17	I4826	** ILLINOIS DEPT OF REVENUE	\$19,883.59		\$19,883.59	
6101710	10-Jun-17	I4830	** I.M.R.F.	\$943.64	\$943.64	\$0.00	
6102017	10-Jun-17	I4830	I.M.R.F.	\$59,235.95		\$59,235.95	
6142017	14-Jun-17	S8030	** STATES DISBURSEMENT UNIT	\$2,304.64		\$2,304.64	
6152017	15-Jun-17	B8584	^ BUSEY BANK	\$368,956.51		\$368,956.51	
6161710	10-Jun-17	I5862	** INTERNAL REVENUE SERVICE	\$2,119.32	\$2,119.32	\$0.00	
6162017	16-Jun-17	I5862	INTERNAL REVENUE SERVICE	\$156,844.51		\$156,844.51	
6171710	16-Jun-17	I4826	** ILLINOIS DEPT OF REVENUE	\$336.11	\$336.11	\$0.00	
6172017	16-Jun-17	I4826	** ILLINOIS DEPT OF REVENUE	\$20,004.41		\$20,004.41	
6282017	28-Jun-17	S8030	** STATES DISBURSEMENT UNIT	\$1,882.66		\$1,882.66	
63017	30-Jun-17	B8584	^ BUSEY BANK	\$9,600,000.00		\$9,600,000.00	
6301710	30-Jun-17	I5862	** INTERNAL REVENUE SERVICE	\$2,375.34	\$2,375.34	\$0.00	
6302017	30-Jun-17	I5862	INTERNAL REVENUE SERVICE	\$157,702.57		\$157,702.57	
7011710	30-Jun-17	I4826	** ILLINOIS DEPT OF REVENUE	\$372.05	\$372.05	\$0.00	
7012017	30-Jun-17	I4826	** ILLINOIS DEPT OF REVENUE	\$20,111.02		\$20,111.02	
				\$12,225,556.94	\$26,147.15	\$12,199,409.79	

Champaign Urbana Mass Transit District

Accounts Payable Check Disbursement List

Checking Account #: 011-8189-0

FLEX CHECKING-BUSEY BANK

From Date: 6/7/2017

Thru Date: 6/30/2017

Check #	Check Date	Ref #	Name	Amount	Voided
5428	6/7/2017	F4640	FLEX-EMPLOYEE REIMB.	\$583.57	
6302017	6/30/2017	F4640	FLEX-EMPLOYEE REIMB.	\$11,116.08	
			Total:	\$11,699.65	

Champaign Urbana Mass Transit District

Accounts Payable Check Disbursement List

Checking Account #: 1005282347

FIRST BANK - OPERATING

From Date: 5/11/2017

Thru Date: 6/28/2017

Check #	Check Date	Ref #	Name	Amount	Voided
** 00001000	5/11/2017	S8034	STARK EXCAVATING, INC	\$189,697.19	
1001	6/1/2017	A4804	ALPHA CONTROLS & SERVICES LLC	\$55,252.00	
1002	6/1/2017	M1269	MCS OFFICE TECHNOLOGIES	\$89,550.29	
1003	6/28/2017	A5085	AMERENIP	\$16,389.36	
1004	6/28/2017	R3386	RICK RIDINGS FORD - MERCURY	\$38,671.00	
Total:				\$389,559.84	

** May disbursement that should have been reported in June board packet.



Financial Information	Fiscal Year 2017				
	1st Quarter	2nd Quarter	3rd Quarter	4th Quarter	Fiscal Year to Date
	Actual	Actual	Actual	Actual	Actual
Total Expenses (-)	\$159,020.35	\$153,891.27	\$154,485.34	\$146,597.48	\$613,994.44
Passenger Revenue (+)	\$15,579.45	\$26,869.14	\$40,273.98	\$40,394.87	\$123,117.44
IDOT Reimbursement (+) (DOAP & 5311 Funding)	\$143,440.90	\$127,022.13	\$114,211.36	\$106,202.61	\$490,877.00
Balance	\$0.00	\$0.00	\$0.00	\$0.00	\$0.00

Other Information	Fiscal Year 2017				
	1st Quarter	2nd Quarter	3rd Quarter	4th Quarter	Fiscal Year to Date
CUMTD G&A Hours	382	374	270	261	1,287
CUMTD G&A Cost	\$16,523.32	\$14,593.44	\$12,119.90	\$9,954.85	\$53,191.51
Ridership	5,642	4,845	5,117	5,437	21,041
Revenue Miles	95,659	99,597	104,271	100,524	400,051
Revenue Hours	4,221	4,279	4,522	4,345	17,367

Account Summary

Basic Securities Account


CHAMPAIGN URBANA MASS TRANSIT DIST
C/O KARL GNADT & BRENDA E EILBRACHT

CHANGE IN VALUE OF YOUR ACCOUNTS (includes accrued interest)

	This Period (6/1/17-6/30/17)	This Year (1/1/17-6/30/17)
TOTAL BEGINNING VALUE	\$5,438,836.68	\$5,414,448.72
Credits	—	—
Debits	—	—
Security Transfers	—	—
Net Credits/Debits/Transfers	—	—
Change in Value	3,136.48	27,524.44
TOTAL ENDING VALUE	\$5,441,973.16	\$5,441,973.16

MARKET VALUE OVER TIME

The below chart displays the most recent thirteen months of Market Value.




This chart does not reflect corrections to Market Value made subsequent to the dates depicted. It may exclude transactions in Annuities or positions where we are not the custodian, which could delay the reporting of Market Value.

ASSET ALLOCATION (includes accrued interest)

	Market Value	Percentage
Cash	\$41,511.83	0.76
Fixed Income & Preferreds	5,400,461.33	99.24
TOTAL VALUE	\$5,441,973.16	100.00%

FDIC rules apply and Bank Deposits are eligible for FDIC insurance but are not covered by SIPC. Cash and securities (including MMFs) are eligible for SIPC coverage. See Expanded Disclosures. Values may include assets externally held, which are provided to you as a courtesy, and may not be covered by SIPC. For additional information, refer to the corresponding section of this statement.



This asset allocation represents holdings on a trade date basis, and projected settled Cash/BDP and MMF balances. These classifications do not constitute a recommendation and may differ from the classification of instruments for regulatory or tax purposes.



Account Summary

Basic Securities Account

CHAMPAIGN URBANA MASS TRANSIT DIST
C/O KARL GNADT & BRENDA E EILBRACHT

BALANCE SHEET (^ includes accrued interest)

	Last Period (as of 5/31/17)	This Period (as of 6/30/17)
Cash, BDP, MMFs	\$39,016.63	\$291,511.83
Certificates of Deposit ^	5,399,820.05	5,400,461.33
Net Unsettled Purchases/Sales	—	(250,000.00)
Total Assets	\$5,438,836.68	\$5,441,973.16
Total Liabilities (outstanding balance)	—	—
TOTAL VALUE	\$5,438,836.68	\$5,441,973.16

CASH FLOW

	This Period (6/1/17-6/30/17)	This Year (1/1/17-6/30/17)
OPENING CASH, BDP, MMFs	\$39,016.63	\$12,032.21
Purchases	(250,000.00)	(1,250,758.05)
Sales and Redemptions	250,000.00	1,250,000.00
Net Unsettled Purch/Sales	250,000.00	250,000.00
Income and Distributions	2,495.20	30,237.67
Total Investment Related Activity	\$252,495.20	\$279,479.62
Total Cash Related Activity	—	—
CLOSING CASH, BDP, MMFs	\$291,511.83	\$291,511.83

INCOME AND DISTRIBUTION SUMMARY

	This Period (6/1/17-6/30/17)	This Year (1/1/17-6/30/17)
Interest	\$2,495.20	\$30,237.67
Total Taxable Income And Distributions	\$2,495.20	\$30,237.67
Total Tax-Exempt Income	—	—
TOTAL INCOME AND DISTRIBUTIONS	\$2,495.20	\$30,237.67

Taxable and tax exempt income classifications are based on the characteristics of the underlying securities and not the taxable status of the account.

GAIN/(LOSS) SUMMARY

	Realized This Period (6/1/17-6/30/17)	Realized This Year (1/1/17-6/30/17)	Unrealized Inception to Date (as of 6/30/17)
Short-Term Gain	—	—	\$2,540.00
Short-Term (Loss)	—	—	(7,766.73)
Total Short-Term	—	—	\$(5,226.73)
Long-Term Gain	—	—	6,295.90
Long-Term (Loss)	—	—	(2,553.01)
Total Long-Term	—	—	\$3,742.89
TOTAL GAIN/(LOSS)	—	—	\$(1,483.84)

The Gain/(Loss) Summary, which may change due to basis adjustments, is provided for informational purposes and should not be used for tax preparation. Refer to Gain/(Loss) in the Expanded Disclosures.

ADDITIONAL ACCOUNT INFORMATION

Category	This Period (6/1/17-6/30/17)	This Year (1/1/17-6/30/17)
Accrued Interest Paid	—	\$320.55

Account Detail

Basic Securities Account

CHAMPAIGN URBANA MASS TRANSIT DIST
C/O KARL GNADT & BRENDA E EILBRACHT

Investment Objectives †: Income, Aggressive Income, Capital Appreciation

Brokerage Account

† Inform us if your investment objectives, as defined in the Expanded Disclosures, change.

HOLDINGS

This section reflects positions purchased/sold on a trade date basis. "Market Value" and "Unrealized Gain/(Loss)" may not reflect the value that could be obtained in the market. Fixed Income securities are sorted by maturity or pre-refunding date, and alphabetically within date. Estimated Annual Income a) is calculated on a pre-tax basis, b) does not include any reduction for applicable non-US withholding taxes, c) may include return of principal or capital gains which could overstate such estimates, and d) for securities that have a defined maturity date within the next 12 months, is reflected only through maturity date. Actual income or yield may be lower or higher than the estimates. Current yield reflects the income generated by an investment, and does not reflect changes in its price. Structured Investments, identified on the Position Description Details line as "Asset Class: Struct Inv," may appear in various statement product categories. When displayed, the accrued interest, annual income and current yield for those with a contingent income feature (e.g., Range Accrual Notes or Contingent Income Notes) are estimates and assume specified accrual conditions are met during the relevant period and payment in full of all contingent interest. For Floating Rate Securities, the accrued interest, annual income and current yield are estimates based on the current floating coupon rate and may not reflect historic rates within the accrual period.

CASH, BANK DEPOSIT PROGRAM AND MONEY MARKET FUNDS

Cash, Bank Deposit Program, and Money Market Funds are generally displayed on a settlement date basis. You have the right to instruct us to liquidate your bank deposit balance(s) or shares of any money market fund balance(s) at any time and have the proceeds of such liquidation remitted to you. Estimated Annual Income, Accrued Interest, and APY% will only be displayed for fully settled positions.

Description	Market Value	7-Day Current Yield %	Est Ann Income	APY %
MORGAN STANLEY BANK N.A. #	\$245,000.56	—	\$49.00	0.020
MORGAN STANLEY PRIVATE BANK NA #	46,511.27	—	9.00	0.020
BANK DEPOSITS	\$291,511.83		\$58.00	

	Percentage of Holdings	Market Value	Est Ann Income
CASH, BDP, AND MMFs		\$291,511.83	\$58.00
NET UNSETTLED PURCHASES/SALES		\$(250,000.00)	
CASH, BDP, AND MMFs (PROJECTED SETTLED BALANCE) 0.76%		\$41,511.83	

Bank Deposits are held at Morgan Stanley Bank, N.A. and/or Morgan Stanley Private Bank, National Association, affiliates of Morgan Stanley Smith Barney LLC and each a national bank and FDIC member.

The "Projected Settled Balance" includes accrued interest on deposits and reflects the impact of unsettled purchases/sales.

CERTIFICATES OF DEPOSIT

Security Description	Trade Date	Face Value	Orig Unit Cost		Orig Total Cost		Market Value	Unrealized Gain/(Loss)	Est Ann Income Accrued Interest	Current Yield %
			Adj Unit Cost	Unit Price	Adj Total Cost					
GEORGIA BANK CD AUGUSTA GA CD	4/2/15	250,000.000	\$100.000	\$100.007	\$250,000.00			\$167.00	0.06	
Coupon Rate 0.800%; Matures 07/24/2017; CUSIP 373128FG7			\$100.000		\$250,000.00	\$250,017.50	\$17.50 LT	\$33.30		
Interest Paid Monthly May 24; Yield to Maturity .695%; Issued 04/24/15; Maturity Value = \$250,000.00; Asset Class: FI & Pref										

Security Mark
at Right



Account Detail

Basic Securities Account

CHAMPAIGN URBANA MASS TRANSIT DIST
C/O KARL GNADT & BRENDA E EILBRACHT

Security Description	Trade Date	Face Value	Orig Unit Cost Adj Unit Cost	Unit Price	Orig Total Cost Adj Total Cost	Market Value	Unrealized Gain/(Loss)	Est Ann Income Accrued Interest	Current Yield %
AMEX CENTURION SALT LAKE CITY UT CD Coupon Rate 1.150%; Matures 10/23/2017; CUSIP 02587DD96 <i>Int. Semi-Annually Apr/Oct 21; Yield to Maturity 1.115%; Issued 10/21/15; Maturity Value = \$140,000.00; Asset Class: FI & Pref</i>	10/14/15	140,000.000	100.000 100.000	100.011	140,000.00 140,000.00	140,015.40	15.40 LT	805.00 307.92	0.57
BANK OF CHINA NEW YORK NY CD Coupon Rate 0.800%; Matures 11/02/2017; CUSIP 06426TU31 <i>Interest Paid at Maturity; Yield to Maturity 1.198%; Issued 11/02/16; Maturity Value = \$250,000.00; Asset Class: FI & Pref</i>	10/25/16	250,000.000	100.000 100.000	99.865	250,000.00 250,000.00	249,662.50	(337.50) ST	2,000.00 1,315.06	0.80
TEXAS EXCHANGE CROWLEY TX CD Coupon Rate 1.000%; Matures 03/29/2018; CUSIP 88241TAN0 <i>Interest Paid Monthly Apr 30; Yield to Maturity 1.102%; Issued 03/31/16; Maturity Value = \$250,000.00; Asset Class: FI & Pref</i>	4/5/16	250,000.000	100.220 100.083	99.924	250,550.00 250,208.01	249,810.00	(398.01) LT	1,667.00	0.66
ALLY BK MIDVALE UT CD Coupon Rate 1.100%; Matures 04/09/2018; CUSIP 02006LPY3 <i>Int. Semi-Annually Apr/Oct 09; Yield to Maturity 1.248%; Issued 04/09/15; Maturity Value = \$250,000.00; Asset Class: FI & Pref</i>	4/2/15	250,000.000	100.000 100.000	99.886	250,000.00 250,000.00	249,715.00	(285.00) LT	2,750.00 616.12	1.10
FLUSHING BK NY CD FLUSHING NY CD Coupon Rate 1.100%; Matures 04/16/2018; CUSIP 34387ABH1 <i>Interest Paid Monthly May 15; Yield to Maturity 1.256%; Issued 04/15/15; Maturity Value = \$250,000.00; Asset Class: FI & Pref</i>	4/2/15	250,000.000	100.000 100.000	99.877	250,000.00 250,000.00	249,692.50	(307.50) LT	2,292.00 114.50	0.91
ROLLSTONE BANK FITCHBURG MA CD Coupon Rate 1.100%; Matures 04/16/2018; CUSIP 77579ABL9 <i>Int. Semi-Annually Apr/Oct 15; Yield to Maturity 1.257%; Issued 04/15/15; Maturity Value = \$250,000.00; Asset Class: FI & Pref</i>	4/2/15	250,000.000	100.000 100.000	99.876	250,000.00 250,000.00	249,690.00	(310.00) LT	2,750.00 571.03	1.10
comenity bank SALT LAKE CITY UT CD Coupon Rate 1.100%; Matures 04/30/2018; CUSIP 20033ASY3 <i>Interest Paid Monthly Nov 30; Yield to Maturity 1.545%; Issued 10/31/16; Maturity Value = \$50,000.00; Asset Class: FI & Pref</i>	10/25/16	50,000.000	100.000 100.000	99.632	50,000.00 50,000.00	49,816.00	(184.00) ST	458.00	0.91
JPM COLUMBUS OH CD Coupon Rate 1.200%; Matures 10/19/2018; CUSIP 48126XGP4 <i>Interest Paid Quarterly Jan 19; Callable \$100.00 on 10/19/17; Yield to Maturity 1.691%; Issued 10/19/16; Maturity Value = \$250,000.00; Asset Class: FI & Pref</i>	10/10/16	250,000.000	100.000 100.000	99.369	250,000.00 250,000.00	248,422.50	(1,577.50) ST	3,000.00 593.40	1.20
Merrick Bank SOUTH JORDAN UT CD Coupon Rate 1.150%; Matures 10/19/2018; CUSIP 59013JUF4 <i>Interest Paid Monthly Nov 19; Yield to Maturity 1.652%; Issued 10/19/16; Maturity Value = \$250,000.00; Asset Class: FI & Pref</i>	10/12/16	250,000.000	100.000 100.000	99.355	250,000.00 250,000.00	248,387.50	(1,612.50) ST	2,875.00 87.81	1.15
COMENITY BANK JUMBO (FORMERLY WORLD FINL NETWORK BANK) DE CD Coupon Rate 1.700%; Matures 10/22/2018; CUSIP 20099AY12 <i>Interest Paid Monthly Nov 02; Yield to Maturity .996%; Issued 10/21/15; Maturity Value = \$200,000.00; Asset Class: FI & Pref</i>	10/14/15	200,000.000	100.000 100.000	100.914	200,000.00 200,000.00	201,828.00	1,828.00 LT	3,400.00 264.32	1.68
First Bank PR SANTURCE PR CD Coupon Rate 1.550%; Matures 10/22/2018; CUSIP 33767AQP9 <i>Interest Paid Monthly Nov 21; Yield to Maturity 1.432%; Issued 10/21/15; Maturity Value = \$250,000.00; Asset Class: FI & Pref</i>	10/14/15	250,000.000	100.000 100.000	100.152	250,000.00 250,000.00	250,380.00	380.00 LT	3,875.00 96.82	1.54
CUSTOMERS BANK PHOENIXVILLE PA CD Coupon Rate 1.150%; Matures 10/29/2018; CUSIP 23204HEL8 <i>Int. Semi-Annually Apr/Oct 27; Yield to Maturity 1.650%; Issued 10/27/16; Maturity Value = \$250,000.00; Asset Class: FI & Pref</i>	10/10/16	250,000.000	100.000 100.000	99.344	250,000.00 250,000.00	248,360.00	(1,640.00) ST	2,875.00 502.73	1.15

Account Detail

Basic Securities Account

CHAMPAIGN URBANA MASS TRANSIT DIST
C/O KARL GNADT & BRENDA E EILBRACHT

Security Description	Trade Date	Face Value	Orig Unit Cost Adj Unit Cost	Unit Price	Orig Total Cost Adj Total Cost	Market Value	Unrealized Gain/(Loss)	Est Ann Income Accrued Interest	Current Yield %
bmw SALT LAKE CITY UT CD Coupon Rate 1.300%; Matures 03/18/2019; CUSIP 05580ADW1 <i>Int. Semi-Annually Mar/Sep 18; Yield to Maturity 1.410%; Issued 03/18/16; Maturity Value = \$250,000.00; Asset Class: FI & Pref</i>	3/15/16	250,000.000	100.000 100.000	99.813	250,000.00 250,000.00	249,532.50	(467.50) LT	3,250.00 918.47	1.30
BANK NEW ENG SALEM NH CD Coupon Rate 1.100%; Matures 04/18/2019; CUSIP 063847AN7 <i>Interest Paid Monthly Nov 21; Yield to Maturity 1.635%; Issued 10/21/16; Maturity Value = \$250,000.00; Asset Class: FI & Pref</i>	10/12/16	250,000.000	100.000 100.000	99.054	250,000.00 250,000.00	247,635.00	(2,365.00) ST	2,750.00 68.70	1.11
WHITNEY BANK GULFPORT MS CD Coupon Rate 1.650%; Matures 04/22/2019; CUSIP 966594AY9 <i>Int. Semi-Annually Apr/Oct 20; Yield to Maturity 1.565%; Issued 04/20/17; Maturity Value = \$250,000.00; Asset Class: FI & Pref</i>	4/11/17	250,000.000	100.000 100.000	100.150	250,000.00 250,000.00	250,375.00	375.00 ST	4,125.00 800.20	1.64
wells fargo cd SIOUX FALLS SD CD Coupon Rate 1.250%; Matures 04/22/2019; CUSIP 9497484N4 <i>Interest Paid Monthly May 20; Yield to Maturity 1.426%; Issued 04/20/16; Maturity Value = \$250,000.00; Asset Class: FI & Pref</i>	4/15/16	250,000.000	100.000 100.000	99.686	250,000.00 250,000.00	249,215.00	(785.00) LT	3,125.00 86.75	1.25
CAPITAL ONE NA MCLEAN VA CD Coupon Rate 1.950%; Matures 10/21/2019; CUSIP 14042RBA8 <i>Int. Semi-Annually Apr/Oct 21; Yield to Maturity 1.590%; Issued 10/21/15; Maturity Value = \$250,000.00; Asset Class: FI & Pref</i>	10/14/15	250,000.000	100.000 100.000	100.811	250,000.00 250,000.00	252,027.50	2,027.50 LT	4,875.00 932.37	1.93
Goldman Sachs NEW YORK NY CD Coupon Rate 1.950%; Matures 10/21/2019; CUSIP 38148JU58 <i>Int. Semi-Annually Apr/Oct 21; Yield to Maturity 1.590%; Issued 10/21/15; Maturity Value = \$250,000.00; Asset Class: FI & Pref</i>	10/14/15	250,000.000	100.000 100.000	100.811	250,000.00 250,000.00	252,027.50	2,027.50 LT	4,875.00 932.37	1.93
HSBC BANK USA MCLEAN VA CD Coupon Rate 1.700%; Matures 10/24/2019; CUSIP 40434YHQ3 <i>Int. Semi-Annually Apr/Oct 24; Callable \$100.00 on 10/24/17; Yield to Maturity 1.672%; Issued 04/24/17; Maturity Value = \$250,000.00; Asset Class: FI & Pref</i>	4/11/17	250,000.000	100.000 100.000	100.062	250,000.00 250,000.00	250,155.00	155.00 ST	4,250.00 778.00	1.69
SALLIE MAE BK CD SALT LAKE CITY UT CD Coupon Rate 1.800%; Matures 03/23/2020; CUSIP 795450ZV0 <i>Int. Semi-Annually Mar/Sep 22; Yield to Maturity 1.746%; Issued 03/22/17; Maturity Value = \$250,000.00; Asset Class: FI & Pref</i>	4/11/17	250,000.000	100.175 100.163	100.143	250,437.50 250,407.73	250,357.50	(50.23) ST	4,500.00 1,222.82	1.79
discover GREENWOOD DE CD Coupon Rate 1.750%; Matures 07/06/2020; CUSIP 2546725C8 <i>Int. Semi-Annually Jan/Jul 06; Yield to Maturity 1.750%; Issued 07/06/17; Maturity Value = \$250,000.00; Asset Class: FI & Pref</i>	6/23/17	250,000.000	100.000 100.000	100.000	250,000.00 250,000.00	250,000.00	0.00 ST	4,375.00	1.75
BANK BARODA NEW YORK BRH CD Coupon Rate 2.150%; Matures 04/19/2021; CUSIP 06062Q3C6 <i>Int. Semi-Annually Apr/Oct 17; Yield to Maturity 1.929%; Issued 04/17/17; Maturity Value = \$250,000.00; Asset Class: FI & Pref</i>	4/11/17	250,000.000	100.000 100.000	100.804	250,000.00 250,000.00	252,010.00	2,010.00 ST	5,375.00 1,086.74	2.13



Account Detail

Basic Securities Account

CHAMPAIGN URBANA MASS TRANSIT DIST
C/O KARL GNADT & BRENDA E EILBRACHT

	Percentage of Holdings	Face Value	Orig Total Cost Adj Total Cost	Market Value	Unrealized Gain/(Loss)	Est Ann Income Accrued Interest	Current Yield %
CERTIFICATES OF DEPOSIT		5,390,000.00	\$5,390,987.50 \$5,390,615.74	\$5,389,131.90	\$3,742.89 LT \$(5,226.73) ST	\$70,414.00 \$11,329.43	1.31%
TOTAL CERTIFICATES OF DEPOSIT (includes accrued interest)	99.24%			\$5,400,461.33			
	Percentage of Holdings		Total Cost	Market Value	Unrealized Gain/(Loss)	Est Ann Income Accrued Interest	Current Yield %
TOTAL MARKET VALUE			\$5,390,615.74	\$5,430,643.73	\$3,742.89 LT \$(5,226.73) ST	\$70,472.00 \$11,329.43	1.30%
TOTAL VALUE (includes accrued interest)	100.00%			\$5,441,973.16			

Unrealized Gain/(Loss) totals only reflect positions that have both cost basis and market value information available. Cash, MMF, Deposits and positions stating 'Please Provide' or 'Pending Corporate Actions' are not included.

ALLOCATION OF ASSETS (^includes accrued interest)

	Cash	Equities	Fixed Income & Preferred Securities	Alternatives	Annuities & Insurance	Structured Investments	Other
Cash, BDP, MMFs	\$41,511.83	—	—	—	—	—	—
Certificates of Deposit ^	—	—	\$5,400,461.33	—	—	—	—
TOTAL ALLOCATION OF ASSETS ^	\$41,511.83	—	\$5,400,461.33	—	—	—	—

ACTIVITY

CASH FLOW ACTIVITY BY DATE

Activity Date	Settlement Date	Activity Type	Description	Comments	Quantity	Price	Credits/(Debits)
6/1		Interest Income	TEXAS EXCHANGE 1000 18MH29	CUSIP: 88241TANO			\$212.33
6/2		Interest Income	COMENITY BANK CD 1700 18OC22	CUSIP: 20099AYI2			288.77
6/15		Interest Income	FLUSHING BK NY CD 1100 18AP16	CUSIP: 34387ABH1			233.56
6/19		Interest Income	Merrick Bank 1150 18OC19	CUSIP: 59013JUF4			244.18
6/20		Interest Income	wells fargo cd 1250 19AP22	CUSIP: 9497484N4			265.41
6/21		Interest Income	First Bank PR 1550 18OC22	CUSIP: 33767AQP9			329.11
6/21		Interest Income	BANK NEW ENG CD 1100 19AP18	CUSIP: 063847AN7			233.56
6/23	7/6	Bought	discover 1750 20JL06	ACTED AS PRINCIPAL	250,000.000	100.0000	(250,000.00)
6/26		Interest Income	GEORGIA BANK CD 0800 17JL24	CUSIP: 373128FG7			169.86
6/28		Interest Income	INVESTORS SVGS BK 0750 17JN28	CUSIP: 46176PEX9			472.60

Account Detail

Basic Securities Account

CHAMPAIGN URBANA MASS TRANSIT DIST
C/O KARL GNADT & BRENDA E EILBRACHT

CASH FLOW ACTIVITY BY DATE (CONTINUED)

Activity Date	Settlement Date	Activity Type	Description	Comments	Quantity	Price	Credits/(Debits)
6/28	6/28	Redemption	INVESTORS SVGS BK 0750 17JN28	REDEMPTION OF MATURED BOND CUSIP: 46176PEX9	250,000.000	100.0000	250,000.00
6/30		Interest Income	comenity bank 1100 18AP30	CUSIP: 20033ASY3			45.21
6/30		Interest Income	MORGAN STANLEY BANK N.A. (Period 06/01-06/30)				0.56
6/30		Interest Income	MORGAN STANLEY PRIVATE BANK NA (Period 06/01-06/30)				0.05
NET CREDITS/(DEBITS)							\$2,495.20

Purchase and Sale transactions above may have received an average price execution. Details regarding the actual prices are available upon request.

UNSETTLED PURCHASES/SALES ACTIVITY

Activity Date	Settlement Date	Activity Type	Description	Comments	Quantity	Price	Pending Credits/(Debits)
6/23	7/6	Bought	discover 1750 20JL06	UNSETTLED PURCHASE	250,000.000	\$100.0000	\$(250,000.00)
NET UNSETTLED PURCHASES/SALES							\$(250,000.00)

This section displays transactions that have not settled during this statement period. The Holdings section includes positions purchased and omits positions sold or sold short as of the trade-date. The unit/share price for unsettled fixed income new issues in the Holdings section may be approximate in advance of active market pricing or pricing from third party pricing services.

MONEY MARKET FUND (MMF) AND BANK DEPOSIT PROGRAM ACTIVITY

Activity Date	Activity Type	Description	Credits/(Debits)
6/1	Automatic Investment	BANK DEPOSIT PROGRAM	\$212.33
6/2	Automatic Investment	BANK DEPOSIT PROGRAM	288.77
6/15	Automatic Investment	BANK DEPOSIT PROGRAM	233.56
6/19	Automatic Investment	BANK DEPOSIT PROGRAM	244.18
6/20	Automatic Investment	BANK DEPOSIT PROGRAM	265.41
6/21	Automatic Investment	BANK DEPOSIT PROGRAM	562.67
6/26	Automatic Investment	BANK DEPOSIT PROGRAM	169.86
6/28	Automatic Investment	BANK DEPOSIT PROGRAM	250,472.60
6/30	Automatic Investment	BANK DEPOSIT PROGRAM	45.21
6/30	Automatic Investment	BANK DEPOSIT PROGRAM	0.56
6/30	Automatic Investment	BANK DEPOSIT PROGRAM	0.05
NET ACTIVITY FOR PERIOD			\$252,495.20



Account Detail

Basic Securities Account

CHAMPAIGN URBANA MASS TRANSIT DIST
C/O KARL GNADT & BRENDA E EILBRACHT

REALIZED GAIN/(LOSS) DETAIL
LONG-TERM GAIN/(LOSS)

Security Description	Date Acquired	Date Sold	Quantity	Sales Proceeds	Orig / Adj Total Cost	Realized Gain/(Loss)	Comments
INVESTORS SVGS BK 3/4 6-28-17	04/05/16	06/28/17	250,000.000	\$250,000.00	\$250,000.00	\$0.00	
Long-Term This Period				\$250,000.00	\$250,000.00	\$0.00	
Long-Term Year to Date				\$1,250,000.00	\$1,250,000.00	\$0.00	
Net Realized Gain/(Loss) This Period				\$250,000.00	\$250,000.00	\$0.00	
Net Realized Gain/(Loss) Year to Date				\$1,250,000.00	\$1,250,000.00	\$0.00	

Treasury regulations require that we report on Form 1099-B a) adjusted cost basis on the sale of covered securities acquired on or after 1/1/11 (or the applicable date for the type of security), b) the gain or loss as either long-term or short-term, and c) basis adjustments on covered securities due to wash sales, certain corporate actions and transfers by gift or inheritance. This section may not reflect all the basis adjustments required when filing your tax return. Refer to the Expanded Disclosures.

MESSAGES

Settlement Cycle Change to Trade Date Plus Two (T+2)

On September 5, 2017, the settlement cycle for equities, corporate and municipal bonds, and unit investment trusts traded in the United States, Canada and Mexico will change from a three day to a two day cycle. Upon the effective date, you will be required to fund purchases and make deliveries of securities for sales on trade date plus two business days.

Senior Investor Helpline

For any inquiries or comments or potential concerns, senior investors or someone acting on their behalf may contact our Firm by calling (800) 280-4534.

Sign up for eDelivery of your Account Documents Today

Receiving documents through eDelivery is secure, convenient, green and may even help you save on annual account fees. Accounts enrolled in eDelivery of all eligible account documents for every account within an Account Link Group may qualify for a reduced annual fee. Contact your Financial Advisor or Private Wealth Advisor for additional details regarding annual account fees.

Simply visit www.morganstanley.com/edelivery to set your eDelivery preferences today. Please note, if you have not already done so, you will first need to register for Morgan Stanley Online prior to making your eDelivery selections.

004512 MSADD361 031724 E



To: Board of Trustees
From: Karl Gnadt
Date: July 26, 2017
Subject: FY2018 Downstate Operating Assistance Grant Resolution

- A. Introduction** – The annual Downstate Operating Assistance Grant Agreement for the District has been received from the Illinois Department of Transportation for FY2018. The Board must approve a Downstate Operating Assistance Grant Resolution to facilitate the release of funds.

- B. Recommended Action:** Staff recommends Board approval of the Downstate Operating Assistance Grant Resolution to authorize the District to enter into the Downstate Operating Assistance Grant agreement.

- C. Prior Trustee Action** – The Board approves the Downstate Operating Assistance Grant resolution annually.

PART TWO ATTACHMENT 2

RESOLUTION NO. 2017-6

RESOLUTION AUTHORIZING EXECUTION AND AMENDMENT OF DOWNSTATE OPERATING ASSISTANCE GRANT AGREEMENT

WHEREAS, the provision of public transportation service is essential to the people of Illinois; and

WHEREAS, the Downstate Public Transportation Act (30 ILCS 740/2-1 et seq.) ("Act") authorizes the State of Illinois, acting by and through the Illinois Department of Transportation, to provide grants and to make funds available to assist in the development and operation of public transportation systems; and

WHEREAS, grants for said funds will impose certain obligations upon the recipient, including provision by it of the local share of funds necessary to cover costs not covered by funds provided under the Downstate Public Transportation Act.

NOW, THEREFORE, BE IT RESOLVED BY THE BOARD OF TRUSTEES OF THE CHAMPAIGN-URBANA MASS TRANSIT DISTRICT:

Section 1. That the Champaign-Urbana Mass Transit District enter into a Downstate Public Transportation Operating Assistance Agreement ("Agreement") with the State of Illinois and amend such Agreement, if necessary, for fiscal year 2018, in order to obtain grant assistance under the provisions of the Act.

Section 2. That Karl P. Gnad, Managing Director, or Andrew J. Johnson, Chief Operating Officer of the Champaign-Urbana Mass Transit District are hereby authorized and directed to execute the Agreement or its amendment(s) on behalf of the Champaign-Urbana Mass Transit District for such assistance for fiscal year 2018.

Section 3. That Karl P. Gnad, Managing Director, or Andrew J. Johnson, Chief Operating Officer, are hereby authorized to provide such information and file such documents as may be required to perform the Agreement and to request and receive the grant funding for fiscal year 2018.

Section 4. That while participating in said operating assistance program, the Champaign-Urbana Mass Transit District shall provide all required local matching funds.

PRESENTED AND ADOPTED THIS 26th day of July, 2017.

Margaret Chaplan

Attest

Acting Chair of Champaign-Urbana Mass Transit District Board of Trustees

Date



To: Board of Trustees
From: Adam Shanks, Safety and Training Director
Date: July 2017
Subject: Rules and Regulations of Conduct Policy for District Facilities and Vehicles

- A. Introduction** – The District is updating its Rules and Regulations Policy for facilities and vehicles. The current policy was last approved by the Board in 1999.
- B. Recommended Action:** Staff recommends approval of this new policy.
- C. Prior Trustee Action: Approvals issued on:** 01/17/1999
- D. Summary:** The District believes that patrons and employees of the District’s facilities and vehicles have the right to use the District’s facilities and vehicles without being disturbed or impeded by other patron users and that patrons and employees have the right to a secure and comfortable environment. This policy standardizes the process for banning a user from a facility or from MTD vehicles while providing a formal appeal process.
- E. Background:** The District has had a Rules and Regulations of Conduct Policy since 1999. The current policy has been primarily used at the District’s facilities and has been effective at addressing the District’s needs. This policy needs to be updated to be effectively applied to both District facilities and vehicles.
- F. Alternatives – advantages/disadvantages:** Approving this policy will allow the District to enforce its updated Rules and Regulations Policy for facilities and vehicles. If the Board does not approve this updated policy, the current policy will stay in effect until an updated policy is approved.
- G. Budget & Staffing Impacts:** This policy amendment will have no additional impact to the current budget and no staffing impact.

**Champaign-Urbana Mass Transit District
District Facilities and District Vehicles
Rules and Regulations of Conduct**

The Champaign-Urbana Mass Transit District (“District”) has established rules and regulations of personal conduct in District facilities and District vehicles, and provided remedies for violations thereof.

The Board of Trustees of the District believes that patrons and employees of the District’s facilities and vehicles have the right to use the District’s facilities and vehicles without being disturbed or impeded by other patron users; that patrons and employees have the right to a secure and comfortable environment.

The Board of Trustees of the District does hereby adopt the following revised Rules and Regulations of Conduct this date of July 26, 2017:

1. Elderly and Disabled. The elderly and disabled will receive priority for designated seating on District vehicles and in District facilities;
2. Appropriate Dress Attire. All persons entering a District vehicle or District facility (except infants who are held) must be dressed appropriately, including wearing a shirt and shoes.
3. Non-User activity & Camping. Non-User activity or camping at or in District facilities or vehicles is prohibited.
4. Prohibited Behavior. No person shall:
 - (a) Interfere with the operation or movement of any District vehicle or District facility;
 - (b) In any manner hang onto, or attach himself or herself, in a dangerous manner, onto any exterior or interior part of a District vehicle or in a District facility at any time;
 - (c) Ride a skateboard, manual scooter, roller blades, bicycle, hoverboard or engage in other dangerous physical activity on District facilities;
 - (d) Knowingly throw an object at or within a District vehicle or a District facility, or at any person on a District vehicle or in any part of a District facility;
 - (e) Smoke tobacco or other nicotine products (including smokeless) or any other substance, or carry any burning or smoldering substance, in any form, aboard a District vehicle or in any non-designated smoking areas of any District facility;
 - (f) Spit, defecate, or urinate in or upon any District vehicle or District facility except in the designated restroom facility equipment;
 - (g) Discard or deposit, other than into a refuse receptacle provided for that purpose any rubbish, trash, debris, or offensive substance in or upon a District vehicle or in a District facility;
 - (h) Play tape recorders, radios, or other audio devices or musical instruments on a District vehicle or in a District facility, except if the sound produced thereby is only audible through ear phones to the person carrying the device. Any form of entertainment or organized gathering must be approved by the management of any District facility or vehicle;
 - (i) Canvass to collect money or sell or distribute anything, or solicit for any purpose, on any District vehicle or in any District facility, without written authorization of the District’s Managing Director or designee.

- (j) Use or possess alcohol (except in designated areas or business locations possessing a liquor license) or illegal drugs on a District vehicle or in a District facility;
- (k) Place, permit or cause to be placed any notice or advertisement upon any District vehicle, or in or on any District facility, without first obtaining written permission of the District management;
- (l) Sleep or place their feet or lie down on the seats of a District vehicle or on seating provided in any District facility;
- (m) Utter provocative, offensive, or obscene language on a District vehicle or in a District facility;
- (n) Occupy any District facility without proper identification as a user of business or services within the facility;
- (o) Engage in gang activity or wear gang related apparel in District facilities or vehicles;
- (p) Refuse to leave a District facility or vehicle when instructed by a District employee;
- (q) Bring animals that are not constrained by a pet carrier into a District facility or on a District vehicle, except for those used to aid persons with disabilities. All service animals must either fit on a passenger's lap or on the floor. Animals may not take up a seat.
- (r) Occupy space on District property with their personal property for an excessive length of time or occupy an excessive amount of space on District property as determined by management;
- (s) Exhibit any behavior that is disruptive or hinders the use of a District facility or vehicle, or endangers public safety in a District facility or vehicle, including, but not limited to, loud or boisterous behavior, verbal harassment, drunkenness, and/or running;
- (t) Fail to park motor vehicles in marked parking spaces, or park motor vehicles at marked parking spaces in excess of posted time limits or City of Champaign Ordinances (Motor vehicles parked in violation are subject to removal);
- (u) Fail to secure a bicycle at designated bicycle rack devices (Bicycles secured in unauthorized areas will be subject to removal);
- (v) Engage in any activity prohibited by State, County, or Municipal Law of Illinois while in a District facility or vehicle;
- (w) Activate the "Emergency Exit" or alarm device of a District vehicle or at a District facility in the absence of an emergency;
- (x) Mutilate, deface, or destroy any District property, sign, notice or advertisement posted by the District at a District facility or on any District vehicle;
- (y) Steal personal property or District property from patrons or employees in a District facility or vehicle;
- (z) Assault, physically harass, or engage in any unwanted touching of any person;
- (aa) Knowingly possess a weapon, as determined by a District employee, at or within a District vehicle or a District facility outside of a legal carry-case, except that of a peace officer in the course of duty;
- (ab) Fight in a District facility or vehicle;
- (ac) Knowingly discharge a weapon, as determined by a District employee, at or within a District vehicle or a District facility, except that of a peace officer in the course of duty.

** The Prohibited Behavior set forth in this section is indicative of possible violations and is not meant to be exhaustive of possible violations of District policy or rules or regulations.

5. Removal, Prosecution & Exclusion

(a) Any person who engages in Prohibited Behavior identified above in Section 4 may be subject to immediate removal from the District facility or vehicle, and arrest.

(b) In addition to immediate removal under Section 5(a), any person who engages in Prohibited Behavior

identified above in Section 4(a) through (u) may be subject to exclusion from any and all District facilities and vehicles for a period of time not less than one (1) month, but not greater than six (6) consecutive months.

(c) In addition to immediate removal under Section 5(a), any person who engages in Prohibited Behavior identified above in Section 4(v) through (aa) may be subject to exclusion from any and all District facilities and vehicles for a period of time not less than six (6) consecutive months, but not greater than twelve (12) consecutive months.

(d) In addition to immediate removal under Section 5(a), any person who engages in Prohibited Behavior identified above in Section 4(ab) through (ac) may be subject to exclusion from any and all District facilities and vehicles for a period of time not less than twelve (12) consecutive months, and up to and including indefinite and permanent exclusion.

(e) Notwithstanding the above in Sections 5(b)-(d), the duration of an exclusion can be reduced or enhanced depending upon the specific prohibited behavior(s) and circumstances of an occurrence or set of occurrences, whether the person has engaged in multiple prohibited behaviors at a time, whether the person has repeatedly engaged in prohibited behavior(s) over a period of time, and/or whether the person has previously been excluded from District facilities or vehicles.

(f) A person excluded under Section 5(b)-(d) may not enter or remain upon any District facility or vehicle subject to the exclusion during the period of exclusion. An excluded person who enters or remains upon any District facility or vehicle facility from which the person has been excluded is a trespasser and may be subject to arrest and prosecution. In addition, failure to abide by an exclusion may constitute a further violation of these rules and regulations for which the duration of exclusion may be extended.

(g) The District's Chief Operating Officer and/or Chief Administrative Officer (or District employee of equivalent position of authority) may issue a written exclusion to a person after sufficient time to review the specific circumstances of an occurrence or set of occurrences. A written exclusion notice signed by the issuing District representative shall be given to a person excluded from all or part of District facilities or vehicles. The exclusion notice shall specify the reason(s) for exclusion, places and duration of exclusion, and the consequences for failure to comply with the notice. Exclusion will commence immediately upon delivery of the exclusion notice to the excluded person.

(h) Not later than ten (10) calendar days after commencement of the exclusion, an excluded person may appeal, in writing, to the District's Managing Director, or designee, for full review of the exclusion and may petition the Managing Director, or designee, to rescind the exclusion, alter the places of exclusion, or reduce the duration of exclusion. An appeal shall contain a copy of the exclusion notice, a request for review of the exclusion, a written statement setting forth the reason(s) that the exclusion is invalid, improper, or otherwise should be rescinded, and any other supporting materials or documents. The Managing Director, or designee, shall render a decision on the appeal not later than ten (10) calendar days after the Managing Director's receipt of the written appeal.

(i) At any time during an exclusion, an excluded person may petition, in writing, to the Managing Director, or designee, for a temporary waiver of the exclusion.

Margaret Chaplan, Acting Chair, Board of
Trustees of the Champaign-Urbana Mass
Transit District

Date

Law Office of Jack Waaler

1104 Scovill Street
Urbana, IL 61801-6855

Phone: 217/384-2464
Fax: 217/384-2460

MEMORANDUM

TO: Board of Directors
Champaign-Urbana Mass Transit District

FROM: Jack Waaler, Attorney at Law

DATE: July 17, 2017

RE: Review of Minutes of Closed Sessions

The Open Meetings Act requires that the minutes of closed sessions be reviewed periodically to determine if “the need for confidentiality still exists.” The last review by the Board was January 13, 2017. The attachment lists all closed session minutes that have not been released together with my recommendation.

Most of those minutes recommended to remain confidential out of privacy concerns because they relate to worker’s compensation cases that are less than 20 years old.

The statutes permit the destruction of verbatim recordings of closed sessions if they are not less than 18 months old and the written minutes have been approved. Attached is a list of those closed meetings that meet that test and should be destroyed. (Attachment 3)

I attach a suggested motion for the Board’s action.

All of the unreleased minutes are available for your inspection in Beth’s office.

Jack Waaler, Attorney at Law

JW/ml

SUGGESTED WRITTEN MOTION

The Board of Trustees hereby determines as follows:

- A. That the minutes, or portions thereof, of the closed session meetings of the Board listed on "Attachment 1" marked "Release" no longer require confidential treatment and are ordered released.
- B. That the need for confidentiality still exists as to the minutes, or portion thereof, of the closed session meetings of the Board listed on "Attachment 2" marked "Remain Confidential".
- C. That the verbatim recordings of the following listed closed session minutes, "Attachment 3", all of which are not less than 18 months old and the written minutes of which have been approved are authorized to be destroyed.

ATTACHMENT 1 - RELEASE

October 27, 2010

October 26, 2016

December 7, 2016

January 25, 2017

February 22, 2017

March 28, 2017 (two sets)

April 26, 2017

ATTACHMENT 2 – REMAIN CONFIDENTIAL

May 1, 1996
November 3, 2004
September 28, 2005
November 29, 2006
May 30, 2007
June 25, 2008
February 29, 2012
September 26, 2012
December 5, 2012
January 30, 2013
January 29, 2014
October 29, 2014
December 10, 2014
May 31, 2017

ATTACHMENT 3 – VERBATIM RECORDINGS TO BE DESTROYED

July 30, 2014
August 27, 2014
September 24, 2014
October 29, 2014
December 10, 2014
February 25, 2015
March 25, 2015
May 27, 2015
August 26, 2015
October 28, 2015
December 9, 2015